Ewe and lamb with roses pillow

Needlepoint pattern | 160 x 160 stitches | 16 x 16 in (40.6 x 40.6 cm) on 10 mesh | 24 colors



Thread key, DMC

			stitches	yards	skeins
●	**310**	Black	8,573	106	13
■	**3782**	Light Mocha Brown	1,823	23	3
▲	**841**	Light Beige Brown	1,629	21	3
◆	**543**	Ultra Very Light Beige	1,517	19	3
▼	**712**	Cream	1,318	17	2
★	**3862**	Dark Mocha Beige	1,259	16	2
❖	**221**	Very Dark Shell Pink	1,045	13	2
X	**989**	Forest Green	971	12	2
O	**225**	Ultra Very Light Shell Pink	961	12	2
+	**3031**	Very Dark Mocha Brown	940	12	2
=	**152**	Medium Light Shell Pink	908	12	2
Z	**3345**	Dark Hunter Green	874	11	2
A	**3722**	Medium Shell Pink	700	9	2
V	**987**	Dark Forest Green	657	9	1
T	**224**	Very Light Shell Pink	657	9	1
N	**3348**	Light Yellow Green	523	7	1
S	**819**	Light Baby Pink	440	6	1
K	**931**	Medium Antique Blue	210	3	1
E	**503**	Medium Blue Green	197	3	1
C	**932**	Light Antique Blue	174	3	1
P	**3752**	Very Light Antique Blue	99	2	1
U	**782**	Dark Topaz	46	1	1
L	**3822**	Light Straw	41	1	1
2	**3820**	Dark Straw	38	1	1

One chart square is one tent stitch over one canvas intersection.

Cut the canvas at least 20 x 20 in (50.8 x 50.8 cm) for 10 mesh: the design and 2 in (5.1 cm) of margin on every side.

25,600 stitches in all. Start from the center: a red arrow above the chart marks the center column, and one to the left of it the center row. The arrows are on the pages those lines cross.

The chart is on 5 pages, each cut to what is stitched: bare canvas has no page, and a join falls on plain ground where it can. Pages 2 and 3 are turned on their side, for a part that is wider than it is tall. Where chart pages join, gray squares repeat two rows or columns. The small picture at the top of each chart page shows which part it is.

Thread: pearl cotton size 3, 2 strands in the needle on 10 mesh, about 51 skeins of 16.4 yd in all. Or six-strand floss, 8 to 10 strands, about 76 skeins of 8.7 yd; or tapestry wool, 1 strand, about 50 skeins of 8.7 yd; or Persian wool, 3 strands, about 55 skeins of 8 yd. Wool is numbered differently: match it by eye. Needle: tapestry, size 16 or 18.

Yards and skeins are estimates: the thread a stitch takes on the front and back of 10 mesh canvas, plus 30 percent, rounded up for each color (about 328 yards in all, as the thread lies in the needle).

Thread colors are approximate screen matches to DMC numbers. Check against real thread before you buy.

Make it a pillow: also have backing fabric, an insert the size of the stitching or an inch larger, and cord or piping for the edge. The seam takes the last two rows: stitch two extra rows all round, or keep the edge plain. "How to finish a pillow" is a guide linked from this pattern's page.

For your own stitching, gifts and handmade pieces you sell. Do not resell or share this PDF or copies of it.

Ewe and lamb with roses pillow

Needlepoint pattern

Chart 1 of 5: columns 1 to 80, rows 1 to 69

This page is the dark part of the chart



Key

- DMC 310 Black
- DMC 3782
- DMC 841
- DMC 543
- DMC 712 Cream
- DMC 3862
- DMC 3031
- DMC 152
- DMC 3722
- DMC 224
- DMC 931
- DMC 932
- DMC 3752

Ewe and lamb with roses pillow

Needlepoint pattern

Chart 2 of 5: columns 81 to 160, rows 1 to 69; gray squares repeat columns 79 and 80

This page is the dark part of the chart



Key

- DMC 310 Black
- DMC 3782
- DMC 841
- DMC 543
- DMC 712 Cream
- DMC 3862
- DMC 221
- DMC 989
- DMC 225
- DMC 3031
- DMC 152
- DMC 3345
- DMC 3722
- DMC 987
- DMC 224
- DMC 3348
- DMC 503

Ewe and lamb with roses pillow

Needlepoint pattern

Chart 3 of 5: columns 1 to 54, rows 70 to 160; gray squares repeat rows 68 and 69

This page is the dark part of the chart



Key

- DMC 310 Black
- DMC 3782
- DMC 841 Light Beige Brown
- DMC 543
- DMC 712 Cream
- DMC 3862
- DMC 221
- DMC 989 Forest Green
- DMC 225
- DMC 3031
- DMC 152
- DMC 3345
- DMC 3722
- DMC 987 Dark Forest Green
- DMC 224
- DMC 3348
- DMC 819 Light Baby Pink
- DMC 931
- DMC 503
- DMC 932 Light Antique Blue
- DMC 3752
- DMC 782 Dark Topaz
- DMC 3822 Light Straw
- DMC 3820 Dark Straw

Ewe and lamb with roses pillow

Needlepoint pattern

This page is the dark part of the chart

Chart 4 of 5: columns 55 to 107, rows 70 to 160; gray squares repeat columns 53 and 54 and rows 68 and 69



Key

- DMC 310 Black
- DMC 3782
- DMC 841
- DMC 543
- DMC 712 Cream
- DMC 3862
- DMC 221
- DMC 989 Forest Green
- DMC 225
- DMC 3031
- DMC 152
- DMC 3345
- DMC 3722
- DMC 987
- DMC 224
- DMC 3348
- DMC 819 Light Baby Pink
- DMC 931
- DMC 932
- DMC 3752

Ewe and lamb with roses pillow

Needlepoint pattern

This page is the dark part of the chart

Chart 5 of 5: columns 108 to 160, rows 70 to 160; gray squares repeat columns 106 and 107 and rows 68 and 69



Key

- DMC 310 Black
- DMC 3782
- DMC 841
- DMC 543
- DMC 712 Cream
- DMC 3862
- DMC 221
- DMC 989 Forest Green
- DMC 225
- DMC 3031
- DMC 152
- DMC 3345
- DMC 3722
- DMC 987
- DMC 224
- DMC 3348
- DMC 819 Light Baby Pink