Shepherd and sheep Christmas stocking

Needlepoint pattern | 143 x 234 stitches | 11 x 18 in (27.9 x 45.7 cm) on 13 mesh | 24 colors



Thread key, DMC

			stitches	yards	skeins
●	ECRU	Ecru	4,483	43	7
□	936	Very Dark Avocado Green	4,283	41	7
▲	934	Black Avocado Green	2,597	25	4
◆	500	Very Dark Blue Green	1,708	17	3
▼	3363	Medium Pine Green	1,491	15	3
★	610	Dark Drab Brown	1,343	13	2
❖	613	Very Light Drab Brown	1,025	10	2
X	612	Light Drab Brown	894	9	2
O	938	Ultra Dark Coffee Brown	679	7	1
+	3865	Winter White	626	6	1
=	931	Medium Antique Blue	548	6	1
Z	3752	Very Light Antique Blue	477	5	1
A	300	Very Dark Mahogany	411	4	1
V	921	Copper	396	4	1
T	3031	Very Dark Mocha Brown	395	4	1
N	3822	Light Straw	320	4	1
S	498	Dark Red	281	3	1
K	3772	Very Dark Desert Sand	196	2	1
E	783	Medium Topaz	168	2	1
C	815	Medium Garnet	164	2	1
P	3750	Very Dark Antique Blue	159	2	1
U	919	Red Copper	132	2	1
L	632	Ultra Very Dark Desert Sand	114	2	1
2	922	Light Copper	30	1	1

One chart square is one tent stitch over one canvas intersection.

Cut the canvas at least 15 x 22 in (38.1 x 55.9 cm) for 13 mesh: the design and 2 in (5.1 cm) of margin on every side.

22,920 stitches in all, inside the outline: the chart is 143 x 234 at its widest and tallest. Start from the center: a red arrow above the chart marks the center column, and one to the left of it the center row. The arrows are on the pages those lines cross.

The chart is on 4 pages, each cut to what is stitched: bare canvas has no page, and a join falls on plain ground where it can. Pages 2 and 3 are turned on their side, for a part that is wider than it is tall. Where chart pages join, gray squares repeat two rows or columns. The small picture at the top of each chart page shows which part it is.

Thread: six-strand floss, 7 or 8 strands in the needle on 13 mesh (counted at 8), about 46 skeins of 8.7 yd in all. Or pearl cotton size 3, 1 strand, about 29 skeins of 16.4 yd; or tapestry wool, 1 strand, about 38 skeins of 8.7 yd; or Persian wool, 2 strands, about 35 skeins of 8 yd. Wool is numbered differently: match it by eye. Needle: tapestry, size 20.

Yards and skeins are estimates: the thread a stitch takes on the front and back of 13 mesh canvas, plus 30 percent, rounded up for each color (about 229 yards in all, as the thread lies in the needle).

Thread colors are approximate screen matches to DMC numbers. Check against real thread before you buy.

Make it a stocking: also have backing and lining fabric, cord or piping, and a loop. Finishers ask for stockings months before Christmas, and most want two extra rows all round. Ask yours before the edge, and stitch a name first. "How to finish a stocking" is a guide linked from this pattern's page.

For your own stitching, gifts and handmade pieces you sell. Do not resell or share this PDF.

Shepherd and sheep Christmas stocking

Needlepoint pattern

This page is the dark part of the chart

Chart 1 of 4: columns 62 to 143, rows 1 to 71



Shepherd and sheep Christmas stocking

Needlepoint pattern

Chart 2 of 4: columns 61 to 143, rows 72 to 140; gray squares repeat rows 70 and 71

This page is the dark part of the chart



Shepherd and sheep Christmas stocking

Needlepoint pattern

Chart 3 of 4: columns 1 to 72, rows 141 to 234; gray squares repeat rows 139 and 140

This page is the dark part of the chart



Shepherd and sheep Christmas stocking

Needlepoint pattern

This page is the dark part of the chart

Chart 4 of 4: columns 73 to 143, rows 141 to 234; gray squares repeat columns 71 and 72 and rows 139 and 140

