Southern magnolia with a gold cone

Needlepoint pattern | 90 x 126 stitches | 5 x 7 in (12.7 x 17.8 cm) on 18 mesh | 20 colors



How to stitch it



1. Each square is one tent stitch, up at 1, down at 2. Lines in continental, right to left, the canvas upside down for the next row; wide areas in basketweave.
2. Cut 18 in of thread. Start and end it without a knot left behind.
3. Mark the middle of the canvas. It is the outlined square on page 2, column 45, row 63 (DMC 3051): start there. Count threads, not holes.
4. Go on from it: picture first, background last. Gray squares are on two pages: stitch them once.
5. When it is done, block it square.

First time? How to needlepoint: flossfield.com/needlepoint/guides/how-to-start/
How to read a chart: flossfield.com/needlepoint/guides/how-to-read-a-chart/

What you need

Canvas: blank mono canvas, 18 mesh (18 threads to the inch), cut 9 in wide x 11 in high (22.9 x 27.9 cm).

Needle: blunt tapestry, size 22. Also masking tape for the cut edges, and small scissors.

Thread: six-strand floss, 20 colors, about 22 skeins in all (an estimate). Stitch with 4 strands (5 or 6 if canvas shows).

Frame it: acid-free board and a frame.
How to frame needlepoint.

Thread list, DMC

			stitches	skeins
●	938	Ultra Dark Coffee Brown	2,371	2
■	898	Very Dark Coffee Brown	1,737	2
▲	712	Cream	1,148	1
◆	739	Ultra Very Light Tan	1,141	1
▼	738	Very Light Tan	942	1
★	934	Black Avocado Green	671	1
❖	3031	Very Dark Mocha Brown	559	1
X	3051	Dark Green Gray	545	1
H	3023	Light Brown Gray	500	1
+	3363	Medium Pine Green	389	1
=	3022	Medium Brown Gray	227	1
Z	975	Dark Golden Brown	217	1
A	3053	Green Gray	204	1
V	830	Dark Golden Olive	186	1
T	986	Very Dark Forest Green	152	1
N	3781	Dark Mocha Brown	121	1
S	801	Dark Coffee Brown	121	1
K	833	Light Golden Olive	59	1
E	676	Light Old Gold	34	1
C	3826	Golden Brown	16	1

Skeins are estimates: the thread a stitch takes on the front and back of 18 mesh canvas, plus 30 percent, rounded up for each color.
Thread colors are approximate screen matches to DMC numbers. Check against real thread before you buy.
For your own stitching, gifts and handmade pieces you sell. Do not resell or share this PDF or copies of it.

Southern magnolia with a gold cone

Needlepoint pattern

Columns 1 to 90, rows 1 to 67. Start at the red outline

This page is the dark part of the chart



Key

- DMC 938 — Ultra Dark Coffee Brown
- DMC 898 — Very Dark Coffee Brown
- DMC 712 — Cream
- DMC 739 — Ultra Very Light Tan
- DMC 738 — Very Light Tan
- DMC 934 — Black Avocado Green
- DMC 3051 — Dark Green Gray
- DMC 3023 — Light Brown Gray
- DMC 3363 — Medium Pine Green
- DMC 3022 — Medium Brown Gray
- DMC 3053 — Green Gray
- DMC 830 — Dark Golden Olive
- DMC 986 — Very Dark Forest Green
- DMC 833 — Light Golden Olive
- DMC 676 — Light Old Gold

Southern magnolia with a gold cone

Needlepoint pattern

Columns 1 to 90, rows 68 to 126. Gray squares: charted already, do not stitch again

This page is the dark part of the chart



Key

- **DMC 938** Ultra Dark Coffee Brown
- **DMC 898** Very Dark Coffee Brown
- **DMC 712** Cream
- **DMC 739** Ultra Very Light Tan
- **DMC 738** Very Light Tan
- **DMC 934** Black Avocado Green
- **DMC 3031** Very Dark Mocha Brown
- **DMC 3051** Dark Green Gray
- **DMC 3023** Light Brown Gray
- **DMC 3363** Medium Pine Green
- **DMC 3022** Medium Brown Gray
- **DMC 975** Dark Golden Brown
- **DMC 3053** Green Gray
- **DMC 830** Dark Golden Olive
- **DMC 986** Very Dark Forest Green
- **DMC 3781** Dark Mocha Brown
- **DMC 801** Dark Coffee Brown
- **DMC 3826** Golden Brown