Split pomegranate kippah on navy

Needlepoint pattern | 94 x 81 stitches | 5.2 x 4.5 in (13.3 x 11.4 cm) on 18 mesh | 12 colors



How to stitch it



1. Each square is one tent stitch, up at 1, down at 2. Lines in continental, right to left, the canvas upside down for the next row; wide areas in basketweave.
2. Cut 18 in of thread. Start and end it without a knot left behind.
3. Mark the middle of the canvas. It is the outlined square on page 2, column 47, row 41 (DMC 814): start there. Count threads, not holes.
4. Go on from it: picture first, background last. Gray squares are on two pages: stitch them once. Empty squares stay bare.
5. When it is done, block it square.

First time? How to needlepoint: flossfield.com/needlepoint/guides/how-to-start/
How to read a chart: flossfield.com/needlepoint/guides/how-to-read-a-chart/

What you need

Canvas: blank mono canvas, 18 mesh (18 threads to the inch), cut 9.5 in wide x 8.5 in high (24.1 x 21.6 cm).

Needle: blunt tapestry, size 22. Also masking tape for the cut edges, and small scissors.

Thread: six-strand floss, 12 colors, about 13 skeins in all (an estimate). Stitch with 4 strands (5 or 6 if canvas shows).

Make it a kippah: thin cotton for the lining, and double fold bias tape for the rim. Ask the finisher, or cut a paper copy and try it on, before you stitch the edge. A kippah, step by step.

Thread list, DMC

			stitches	skeins
●	**939**	Very Dark Navy Blue	1,837	2
■	**814**	Dark Garnet	379	1
▲	**780**	Ultra Very Dark Topaz	319	1
◆	**350**	Medium Coral	318	1
▼	**321**	Red	306	1
★	**739**	Ultra Very Light Tan	278	1
❖	**469**	Avocado Green	224	1
X	**319**	Very Dark Pistachio Green	218	1
H	**498**	Dark Red	209	1
+	**3821**	Straw	190	1
=	**3348**	Light Yellow Green	96	1
Z	**761**	Light Salmon	74	1

Skeins are estimates: the thread a stitch takes on the front and back of 18 mesh canvas, plus 30 percent, rounded up for each color.
Thread colors are approximate screen matches to DMC numbers. Check against real thread before you buy.
For your own stitching, gifts and handmade pieces you sell. Do not resell or share this PDF or copies of it.

Split pomegranate kippah on navy

Needlepoint pattern

Columns 1 to 51, rows 1 to 81. Start at the red outline

This page is the dark part of the chart



Key

- **DMC 939** Very Dark Navy Blue
- **DMC 814** Dark Garnet
- **DMC 780** Ultra Very Dark Topaz
- **DMC 350** Medium Coral
- **DMC 321** Red
- **DMC 739** Ultra Very Light Tan
- **DMC 469** Avocado Green
- **DMC 319** Very Dark Pistachio Green
- **DMC 498** Dark Red
- **DMC 3821** Straw
- **DMC 3348** Light Yellow Green
- **DMC 761** Light Salmon

Split pomegranate kippah on navy

Needlepoint pattern

Columns 52 to 94, rows 1 to 81. Gray squares: charted already, do not stitch again

This page is the dark part of the chart



Key

- **DMC 939** Very Dark Navy Blue
- **DMC 814** Dark Garnet
- **DMC 780** Ultra Very Dark Topaz
- **DMC 350** Medium Coral
- **DMC 321** Red
- **DMC 739** Ultra Very Light Tan
- **DMC 469** Avocado Green
- **DMC 319** Very Dark Pistachio Green
- **DMC 498** Dark Red
- **DMC 3821** Straw
- **DMC 3348** Light Yellow Green
- **DMC 761** Light Salmon