Heirloom strawberry bookmark

Needlepoint pattern | 27 x 117 stitches | 1.5 x 6.5 in (3.8 x 16.5 cm) on 18 mesh | 10 colors



Thread key

			stitches	yards	skeins of floss
●	**DMC 939**	Very Dark Navy Blue	1,210	9	1
■	**DMC 815**	Medium Garnet	593	5	1
▲	**DMC 905**	Dark Parrot Green	456	4	1
◆	**DMC 743**	Medium Yellow	311	3	1
▼	**DMC 895**	Very Dark Hunter Green	166	2	1
★	**DMC 3865**	Winter White	122	1	1
❖	**DMC 321**	Red	103	1	1
X	**DMC 472**	Ultra Light Avocado Green	94	1	1
O	**DMC 350**	Medium Coral	82	1	1
+	**DMC 352**	Light Coral	22	1	1

One chart square is one tent stitch over one canvas intersection.

Cut the canvas at least 5.5 x 10.5 in (14 x 26.7 cm) for 18 mesh: the design and 2 in (5.1 cm) of margin on every side.

3,159 stitches in all. Start from the center: a red arrow above the chart marks the center column, and one to the left of it the center row. The arrows are on the pages those lines cross.

The chart is divided evenly over 2 pages. Where chart pages join, gray squares repeat two rows. The small picture at the top of each chart page shows which part it is.

Thread: six-strand floss, 4 to 6 strands in the needle on 18 mesh (counted at 6), about 10 skeins of 8.7 yd in all. Or pearl cotton size 5, 1 strand, about 10 skeins of 27.3 yd; or Persian wool, 1 strand, about 10 skeins of 8 yd. Wool is numbered differently: match it by eye. Needle: tapestry, size 22.

Yards and skeins are estimates: the thread a stitch takes on the front and back of 18 mesh canvas, plus 30 percent, rounded up for each color (about 28 yards in all, as the thread lies in the needle).

Thread colors are approximate screen matches to DMC numbers. Check against real thread before you buy.

When it is stitched: also have a finisher, or the fabric and cord to make it up yourself. Ask before you stitch the edge: some finishes take extra rows. "Ways to finish needlepoint" is a guide linked from this pattern's page.

For your own stitching, gifts and handmade pieces you sell. Do not resell or share this PDF or copies of it.

Heirloom strawberry bookmark

Needlepoint pattern

Chart 1 of 2: columns 1 to 27, rows 1 to 59

This page is the dark part of the chart

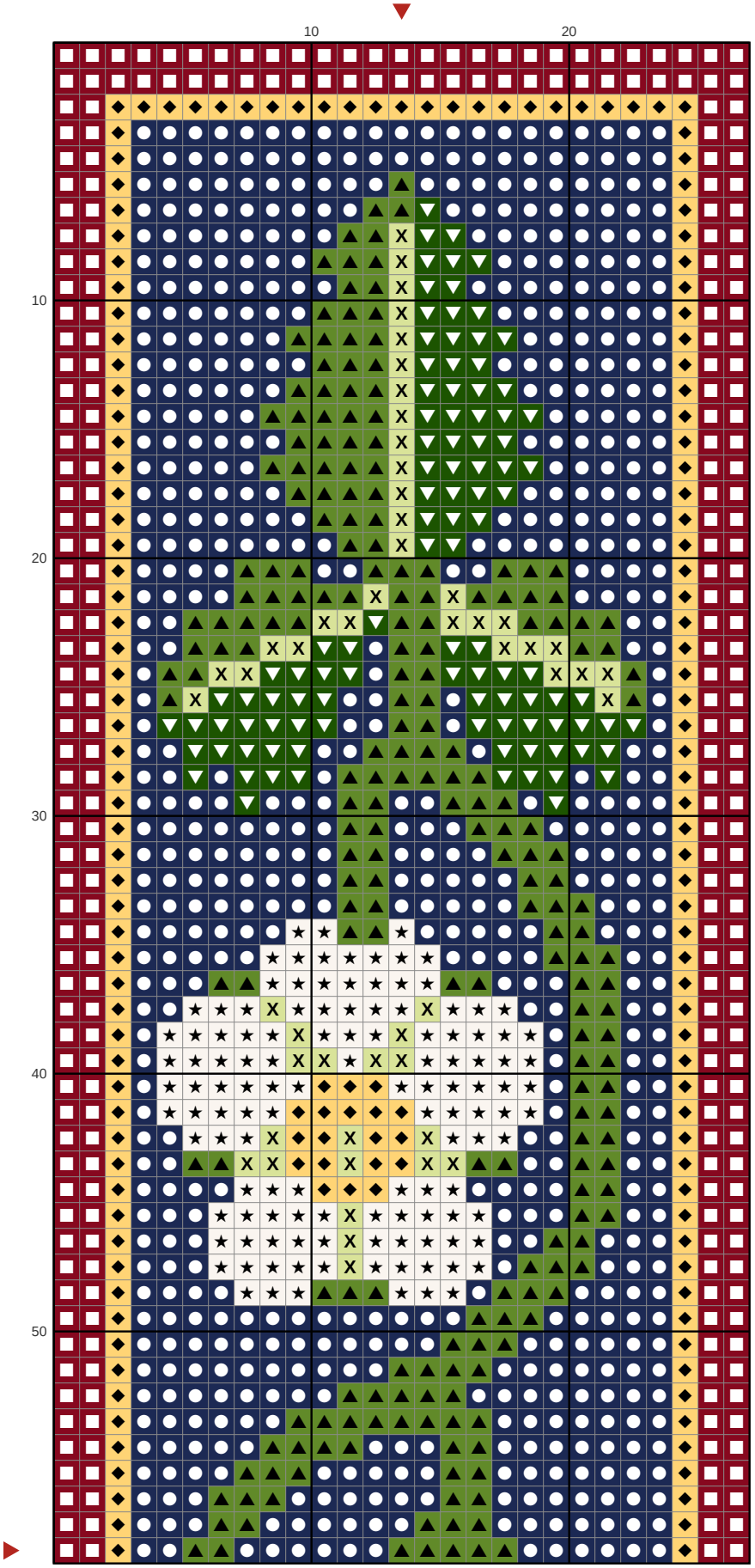

Key

- **DMC 939** Very Dark Navy Blue
- **DMC 815** Medium Garnet
- **DMC 905** Dark Parrot Green
- **DMC 743** Medium Yellow
- **DMC 895** Very Dark Hunter Green
- **DMC 3865** Winter White
- **DMC 472** Ultra Light Avocado Green

Heirloom strawberry bookmark

Needlepoint pattern

This page is the dark part of the chart

Chart 2 of 2: columns 1 to 27, rows 60 to 117; gray squares repeat rows 58 and 59



Key

- DMC 939 Very Dark Navy Blue
- DMC 815 Medium Garnet
- DMC 905 Dark Parrot Green
- DMC 743 Medium Yellow
- DMC 895 Very Dark Hunter Green
- DMC 321 Red
- DMC 472 Ultra Light Avocado Green
- DMC 350 Medium Coral
- DMC 352 Light Coral