Vintage teddy bear stocking for a name

Needlepoint pattern | 143 x 234 stitches | 11 x 18 in (27.9 x 45.7 cm) on 13 mesh | 24 colors



Thread key, DMC

			stitches	yards	skeins
●	**814**	Dark Garnet	7,091	68	11
■	**712**	Cream	2,988	29	5
▲	**3827**	Pale Golden Brown	1,384	14	3
◆	**977**	Light Golden Brown	1,344	13	2
▼	**898**	Very Dark Coffee Brown	1,336	13	2
★	**3826**	Golden Brown	1,142	11	2
❖	**433**	Medium Brown	969	10	2
X	**677**	Very Light Old Gold	660	7	1
O	**420**	Dark Hazelnut Brown	644	7	1
+	**841**	Light Beige Brown	574	6	1
=	**3731**	Very Dark Dusty Rose	451	5	1
Z	**524**	Very Light Fern Green	438	5	1
A	**3716**	Very Light Rose	431	5	1
V	**3371**	Black Brown	424	5	1
T	**783**	Medium Topaz	413	4	1
N	**522**	Fern Green	394	4	1
S	**498**	Dark Red	334	4	1
K	**986**	Very Dark Forest Green	333	4	1
E	**321**	Red	315	3	1
C	**988**	Medium Forest Green	287	3	1
P	**520**	Dark Fern Green	286	3	1
U	**818**	Baby Pink	272	3	1
L	**3350**	Ultra Dark Dusty Rose	208	2	1
2	**500**	Very Dark Blue Green	202	2	1

One chart square is one tent stitch over one canvas intersection.

Cut the canvas at least 15 x 22 in (38.1 x 55.9 cm) for 13 mesh: the design and 2 in (5.1 cm) of margin on every side.

22,920 stitches in all, inside the outline: the chart is 143 x 234 at its widest and tallest. Start from the center: a red arrow above the chart marks the center column, and one to the left of it the center row. The arrows are on the pages those lines cross.

The chart is on 4 pages, each cut to what is stitched: bare canvas has no page, and a join falls on plain ground where it can. Pages 2 and 3 are turned on their side, for a part that is wider than it is tall. Where chart pages join, gray squares repeat two rows or columns. The small picture at the top of each chart page shows which part it is.

Thread: six-strand floss, 7 or 8 strands in the needle on 13 mesh (counted at 8), about 44 skeins of 8.7 yd in all. Or pearl cotton size 3, 1 strand, about 29 skeins of 16.4 yd; or tapestry wool, 1 strand, about 39 skeins of 8.7 yd; or Persian wool, 2 strands, about 34 skeins of 8 yd. Wool is numbered differently: match it by eye. Needle: tapestry, size 20.

Yards and skeins are estimates: the thread a stitch takes on the front and back of 13 mesh canvas, plus 30 percent, rounded up for each color (about 230 yards in all, as the thread lies in the needle).

Thread colors are approximate screen matches to DMC numbers. Check against real thread before you buy.

Make it a stocking: also have backing and lining fabric, cord or piping, and a loop. Finishers ask for stockings months before Christmas, and most want two extra rows all round. Ask yours before the edge, and stitch a name first. "How to finish a stocking" is a guide linked from this pattern's page.

For your own stitching, gifts and handmade pieces you sell. Do not resell or share this PDF.

Vintage teddy bear stocking for a name

Needlepoint pattern

This page is the dark part of the chart

Chart 1 of 4: columns 62 to 143, rows 1 to 71



Vintage teddy bear stocking for a name

Needlepoint pattern

This page is the dark part of the chart

Chart 2 of 4: columns 61 to 143, rows 72 to 140; gray squares repeat rows 70 and 71



Vintage teddy bear stocking for a name

Needlepoint pattern

Chart 3 of 4: columns 1 to 72, rows 141 to 234; gray squares repeat rows 139 and 140

This page is the dark part of the chart



Vintage teddy bear stocking for a name

Needlepoint pattern

This page is the dark part of the chart

Chart 4 of 4: columns 73 to 143, rows 141 to 234; gray squares repeat columns 71 and 72 and rows 139 and 140

