Toy shop window

Needlepoint pattern | 143 x 234 stitches | 11 x 18 in (27.9 x 45.7 cm) on 13 mesh | 23 colors



Thread key

			stitches
●	**DMC 500**	Very Dark Blue Green	4,344
■	**DMC 3865**	Winter White	2,644
▲	**DMC 3803**	Dark Mauve	1,986
◆	**DMC 782**	Dark Topaz	1,205
▼	**DMC 3685**	Very Dark Mauve	1,192
★	**DMC 3822**	Light Straw	1,182
❖	**DMC 739**	Ultra Very Light Tan	975
X	**DMC 415**	Pearl Gray	925
O	**DMC 433**	Medium Brown	865
+	**DMC 351**	Coral	856
=	**DMC 321**	Red	844
Z	**DMC 3371**	Black Brown	705
A	**DMC 3810**	Dark Turquoise	667
V	**DMC 501**	Dark Blue Green	662
T	**DMC 815**	Medium Garnet	643
N	**DMC 898**	Very Dark Coffee Brown	637
S	**DMC 435**	Very Light Brown	532
K	**DMC 598**	Light Turquoise	517
E	**DMC 3808**	Ultra Very Dark Turquoise	487
C	**DMC 414**	Dark Steel Gray	458
P	**DMC 437**	Light Tan	339
U	**DMC 3733**	Dusty Rose	157
L	**DMC 503**	Medium Blue Green	98

One chart square is one tent stitch over one canvas intersection.

Cut the canvas at least 15 x 22 in (38.1 x 55.9 cm) for 13 mesh: the design and 2 in (5.1 cm) of margin on every side.

22,920 stitches in all, inside the outline: the chart is 143 x 234 at its widest and tallest. Start from the center: a red arrow above the chart marks the center column, and one to the left of it the center row. The arrows are on the pages those lines cross.

The chart is on 4 pages, each cut to what is stitched: bare canvas has no page, and a join falls on plain ground where it can. Pages 2 and 3 are turned on their side, for a part that is wider than it is tall. Where chart pages join, gray squares repeat two rows or columns. The small picture at the top of each chart page shows which part it is.

Thread colors are approximate screen matches to DMC numbers. Check against real thread before you buy.

For your own stitching, gifts and handmade pieces you sell. Do not resell or share this PDF.

Toy shop window

Needlepoint pattern

Chart 1 of 4: columns 62 to 143, rows 1 to 71

This page is the dark part of the chart

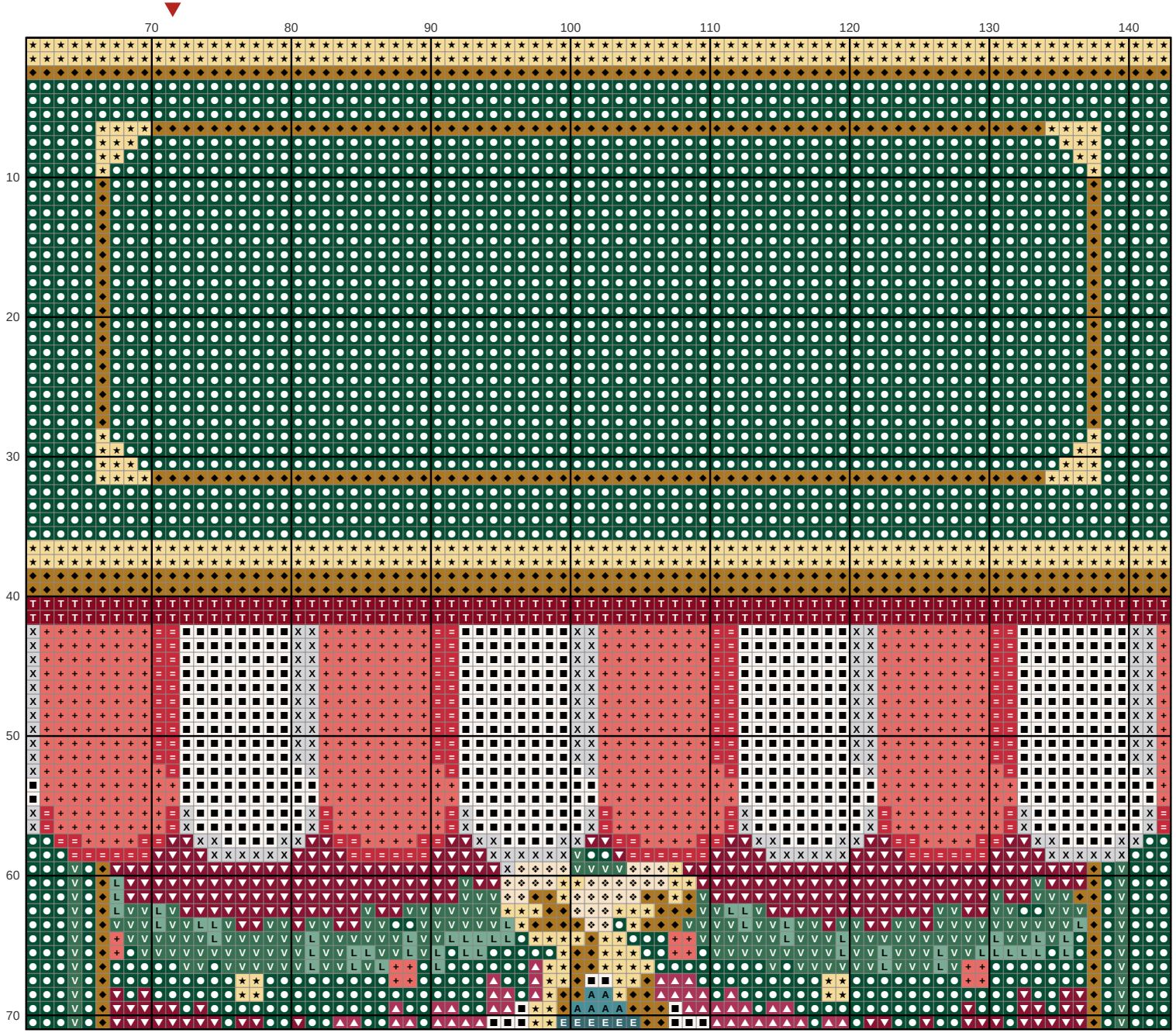

Toy shop window

Needlepoint pattern

This page is the dark part of the chart

Chart 2 of 4: columns 61 to 143, rows 72 to 140; gray squares repeat rows 70 and 71



Toy shop window

Needlepoint pattern

This page is the dark part of the chart

Chart 3 of 4: columns 1 to 72, rows 141 to 234; gray squares repeat rows 139 and 140



Toy shop window

Needlepoint pattern

This page is the dark part of the chart

Chart 4 of 4: columns 73 to 143, rows 141 to 234; gray squares repeat columns 71 and 72 and rows 139 and 140

