Tudor rose on black velvet

Needlepoint pattern | 156 x 156 stitches | 12 x 12 in (30.5 x 30.5 cm) on 13 mesh | 24 colors



How to stitch it



1. Each square is one tent stitch, up at 1, down at 2. Lines in continental, right to left, the canvas upside down for the next row; wide areas in basketweave.
2. Cut 18 in of thread. Start and end it without a knot left behind.
3. Mark the middle of the canvas. It is the outlined square on page 5, column 78, row 78 (DMC 3821): start there. Count threads, not holes.
4. Go on from it: picture first, background last. Gray squares are on two pages: stitch them once.
5. Last, two more rows all round, each stitch in the color it lies beside: the seam hides them.

First time? How to needlepoint: flossfield.com/needlepoint/guides/how-to-start/
How to read a chart: flossfield.com/needlepoint/guides/how-to-read-a-chart/

What you need

Canvas: blank mono canvas, 13 mesh (13 threads to the inch), cut 16.5 in square (41.9 cm).

Needle: blunt tapestry, size 20. Also masking tape for the cut edges, and small scissors.

Thread: six-strand floss, 24 colors, about 52 skeins in all (an estimate). Stitch with 7 strands (8 if canvas shows).

Make it a pillow: backing fabric, an insert the size of the stitching or an inch larger, and cord or piping for the edge. How to finish a pillow.

Thread list, DMC

			stitches	skeins
●	310	Black	9,201	15
■	3799	Very Dark Pewter Gray	5,194	9
▲	498	Dark Red	1,263	2
◆	321	Red	1,123	2
▼	154	Very Dark Grape	911	2
★	814	Dark Garnet	841	2
❖	3033	Very Light Mocha Brown	793	2
X	ECRU	Ecru	720	2
H	350	Medium Coral	583	1
+	352	Light Coral	493	1
=	648	Light Beaver Gray	407	1
Z	BLANC	White	391	1
A	351	Coral	366	1
V	300	Very Dark Mahogany	350	1
T	646	Dark Beaver Gray	334	1
N	225	Ultra Very Light Shell Pink	327	1
S	832	Golden Olive	232	1
K	224	Very Light Shell Pink	230	1
E	783	Medium Topaz	178	1
C	780	Ultra Very Dark Topaz	145	1
P	730	Very Dark Olive Green	109	1
U	3821	Straw	75	1
L	834	Very Light Golden Olive	48	1
2	936	Very Dark Avocado Green	22	1

Skeins are estimates, with the two extra rows: the thread a stitch takes on the front and back of 13 mesh canvas, plus 30 percent, rounded up for each color.

Thread colors are approximate screen matches to DMC numbers. Check against real thread before you buy.

For your own stitching, gifts and handmade pieces you sell. Do not resell or share this PDF or copies of it.

Tudor rose on black velvet

Needlepoint pattern

Columns 1 to 82, rows 1 to 66

This page is the dark part of the chart



Key

- DMC 310 Black
- DMC 3799
- DMC 498 Dark Red
- DMC 321 Red
- DMC 154
- DMC 814
- DMC 3033
- DMC ECRU Ecru
- DMC 350
- DMC 352
- DMC 648
- DMC BLANC
- DMC 351 Coral
- DMC 300
- DMC 646
- DMC 225
- DMC 832
- DMC 224
- DMC 783
- DMC 780
- DMC 3821 Straw
- DMC 834

Tudor rose on black velvet

Needlepoint pattern

Columns 83 to 156, rows 1 to 66. Gray squares: charted already, do not stitch again

This page is the dark part of the chart



Key

- **DMC 310** Black
- **DMC 3799** Very Dark Pewter Gray
- **DMC 498** Dark Red
- **DMC 321** Red
- **DMC 154** Very Dark Grape
- **DMC 814** Dark Garnet
- **DMC 3033** Very Light Mocha Brown
- **DMC ECRU** Ecru
- **DMC 350** Medium Coral
- **DMC 352** Light Coral
- **DMC 648** Light Beaver Gray
- **DMC BLANC** White
- **DMC 351** Coral
- **DMC 300** Very Dark Mahogany
- **DMC 646** Dark Beaver Gray
- **DMC 225** Ultra Very Light Shell Pink
- **DMC 832** Golden Olive
- **DMC 224** Very Light Shell Pink
- **DMC 783** Medium Topaz
- **DMC 780** Ultra Very Dark Topaz
- **DMC 730** Very Dark Olive Green
- **DMC 834** Very Light Golden Olive
- **DMC 936** Very Dark Avocado Green

Tudor rose on black velvet Needlepoint pattern

Columns 1 to 52, rows 67 to 156. Gray squares: charted already, do not stitch again

This page is the dark part of the chart



Key

- **DMC 310** Black
- **DMC 3799** Very Dark Pewter Gray
- **DMC 498** Dark Red
- **DMC 321** Red
- **DMC 154** Very Dark Grape
- **DMC 814** Dark Garnet
- **DMC 3033** Very Light Mocha Brown
- **DMC ECRU** Ecru
- **DMC 350** Medium Coral
- **DMC 352** Light Coral
- **DMC 648** Light Beaver Gray
- **DMC BLANC** White
- **DMC 351** Coral
- **DMC 646** Dark Beaver Gray
- **DMC 225** Ultra Very Light Shell Pink
- **DMC 832** Golden Olive
- **DMC 730** Very Dark Olive Green
- **DMC 834** Very Light Golden Olive

Tudor rose on black velvet

Needlepoint pattern

This page is the dark part of the chart

Columns 53 to 104, rows 67 to 156. Start at the red outline. Gray squares: charted already, do not stitch again



Key

- **DMC 310** Black
- **DMC 3799** Very Dark Pewter Gray
- **DMC 498** Dark Red
- **DMC 321** Red
- **DMC 154** Very Dark Grape
- **DMC 814** Dark Garnet
- **DMC 3033** Very Light Mocha Brown
- **X DMC ECRU** Ecru
- **H DMC 350** Medium Coral
- **+ DMC 352** Light Coral
- **= DMC 648** Light Beaver Gray
- **Z DMC BLANC** White
- **A DMC 351** Coral
- **V DMC 300** Very Dark Mahogany
- **T DMC 646** Dark Beaver Gray
- **N DMC 225** Ultra Very Light Shell Pink
- **S DMC 832** Golden Olive
- **K DMC 224** Very Light Shell Pink
- **E DMC 783** Medium Topaz
- **C DMC 780** Ultra Very Dark Topaz
- **P DMC 730** Very Dark Olive Green
- **U DMC 3821** Straw
- **2 DMC 936** Very Dark Avocado Green

Tudor rose on black velvet

Needlepoint pattern

Columns 105 to 156, rows 67 to 156. Gray squares: charted already, do not stitch again

This page is the dark part of the chart

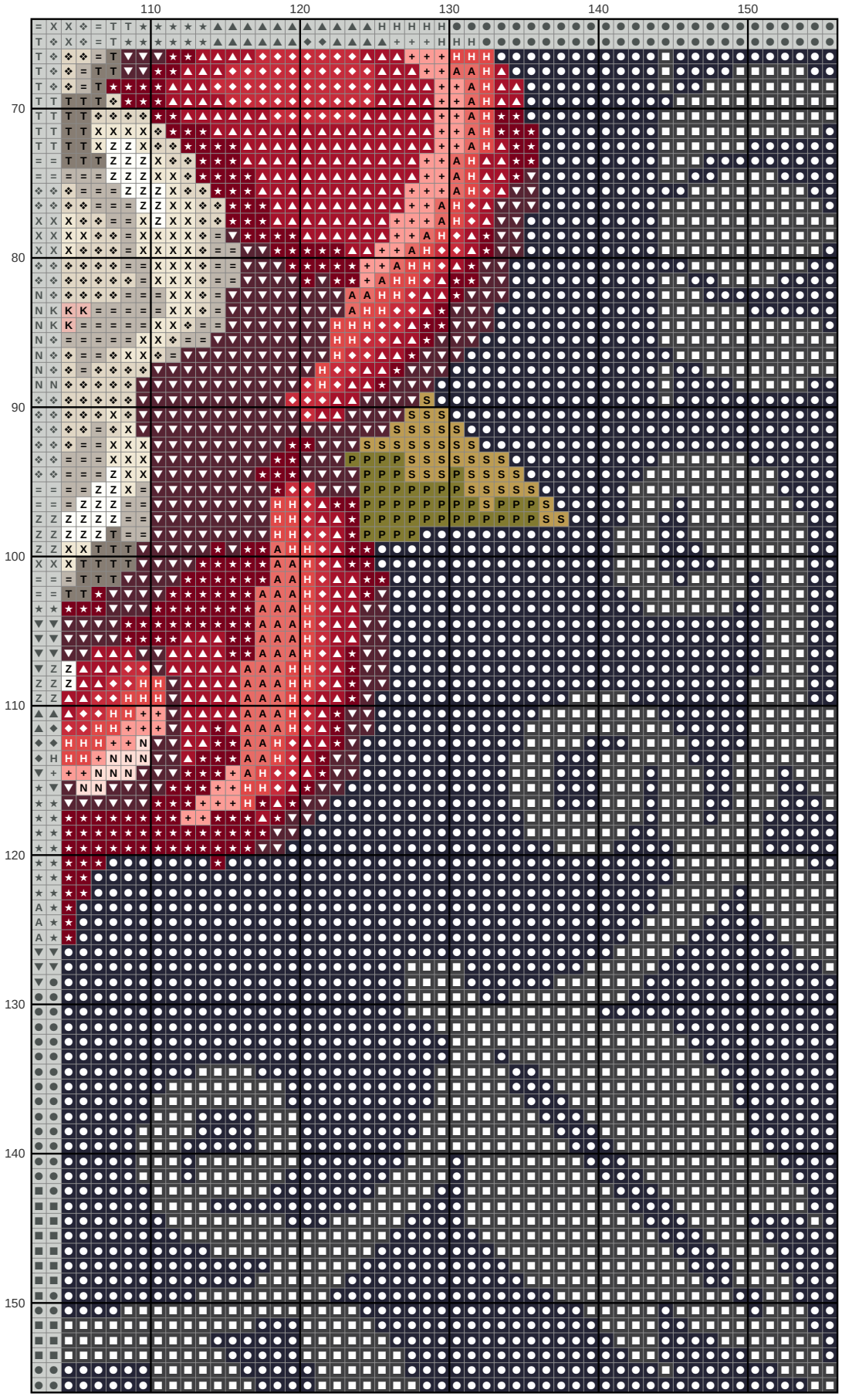

Key

- **DMC 310** Black
- **DMC 3799** Very Dark Pewter Gray
- **DMC 498** Dark Red
- **DMC 321** Red
- **DMC 154** Very Dark Grape
- **DMC 814** Dark Garnet
- **DMC 3033** Very Light Mocha Brown
- **DMC ECRU** Ecru
- **DMC 350** Medium Coral
- **DMC 352** Light Coral
- **DMC 648** Light Beaver Gray
- **DMC BLANC** White
- **DMC 351** Coral
- **DMC 646** Dark Beaver Gray
- **DMC 225** Ultra Very Light Shell Pink
- **DMC 832** Golden Olive
- **DMC 224** Very Light Shell Pink
- **DMC 730** Very Dark Olive Green