Typewriter cover with roses

Needlepoint pattern | 130 x 210 stitches | 13 x 21 in (33 x 53.3 cm) on 10 mesh | 20 colors



How to read the chart



1. Each square is one tent stitch, up at 1, down at 2: basketweave for the background, continental for lines.
2. Bind the edges. Cut 18 in of thread; start and end it without a knot left behind.
3. Mark the middle of the canvas. It is the outlined square on page 4 (DMC 437): start there. Count threads, not holes.
4. Picture first, then border, background last. Gray squares are on two pages: stitch them once.
5. A heavier line stands every ten squares: count by them.
6. When it is done, block it square.

flossfield.com/needlepoint/guides/how-to-read-a-chart/

You will need

Canvas: blank mono canvas, 10 mesh (10 threads to the inch), cut 17 x 25 in (43.2 x 63.5 cm).

Needle: tapestry, size 16 or 18. Also masking tape for the cut edges, and small scissors.

Thread: pearl cotton size 3, 2 strands in the needle, about 48 skeins in all (an estimate).

When it is stitched: a finisher, or your own way of making it up. Ask before you stitch the edge: some finishes take two extra rows all round in DMC 939, the color at its edge. Ways to finish needlepoint.

Thread list, DMC

			stitches	skeins
●	939	Very Dark Navy Blue	10,093	16
■	310	Black	3,889	6
▲	3820	Dark Straw	1,938	3
◆	739	Ultra Very Light Tan	1,469	3
▼	815	Medium Garnet	1,405	3
★	780	Ultra Very Dark Topaz	988	2
❖	350	Medium Coral	828	2
X	712	Cream	664	1
O	3831	Dark Raspberry	655	1
+	353	Peach	604	1
=	3799	Very Dark Pewter Gray	600	1
Z	760	Salmon	593	1
A	520	Dark Fern Green	565	1
V	415	Pearl Gray	563	1
T	522	Fern Green	517	1
N	352	Light Coral	513	1
S	414	Dark Steel Gray	464	1
K	3328	Dark Salmon	382	1
E	524	Very Light Fern Green	374	1
C	437	Light Tan	196	1

Skeins are estimates: the thread a stitch takes on the front and back of 10 mesh canvas, plus 30 percent, rounded up for each color.

Thread colors are approximate screen matches to DMC numbers. Check against real thread before you buy.

For your own stitching, gifts and handmade pieces you sell. Do not resell or share this PDF or copies of it.

Typewriter cover with roses

Needlepoint pattern

Chart 1 of 6: columns 1 to 65, rows 1 to 52



Key

● **DMC 939** Very Dark Navy Blue	O **DMC 3831** Dark Raspberry	T **DMC 522** Fern Green
▲ **DMC 3820** Dark Straw	+ **DMC 353** Peach	N **DMC 352** Light Coral
▼ **DMC 815** Medium Garnet	Z **DMC 760** Salmon	K **DMC 3328** Dark Salmon
❖ **DMC 350** Medium Coral	A **DMC 520** Dark Fern Green	E **DMC 524** Very Light Fern Green

Typewriter cover with roses

Needlepoint pattern

This page is the dark part of the chart

Chart 2 of 6: columns 66 to 130, rows 1 to 52. Gray squares repeat columns 64 and 65: do not stitch them twice



Key

- **DMC 939** Very Dark Navy Blue
- **DMC 3820** Dark Straw
- **DMC 815** Medium Garnet
- **DMC 350** Medium Coral
- **DMC 712** Cream
- **DMC 3831** Dark Raspberry
- **DMC 353** Peach
- **DMC 760** Salmon
- **DMC 520** Dark Fern Green
- **DMC 522** Fern Green
- **DMC 352** Light Coral
- **DMC 3328** Dark Salmon
- **DMC 524** Very Light Fern Green

Typewriter cover with roses

Needlepoint pattern

This page is the dark part of the chart

Chart 3 of 6: columns 1 to 65, rows 53 to 131. Start at the red outline. Gray squares repeat rows 51 and 52: do not stitch them twice



Key

- **DMC 939** Very Dark Navy Blue
- **DMC 310** Black
- **DMC 3820** Dark Straw
- **DMC 739** Ultra Very Light Tan
- **DMC 815** Medium Garnet
- **DMC 780** Ultra Very Dark Topaz
- **DMC 350** Medium Coral
- **DMC 712** Cream
- **DMC 3831** Dark Raspberry
- **DMC 353** Peach
- **DMC 3799** Very Dark Pewter Gray
- **DMC 760** Salmon
- **DMC 520** Dark Fern Green
- **DMC 415** Pearl Gray
- **DMC 522** Fern Green
- **DMC 352** Light Coral
- **DMC 414** Dark Steel Gray
- **DMC 3328** Dark Salmon
- **DMC 524** Very Light Fern Green
- **DMC 437** Light Tan

Typewriter cover with roses

Needlepoint pattern

This page is the dark part of the chart

Chart 4 of 6: columns 66 to 130, rows 53 to 131. Gray squares repeat columns 64 and 65 and rows 51 and 52: do not stitch them twice



Key

- **DMC 939** Very Dark Navy Blue
- **DMC 310** Black
- **DMC 3820** Dark Straw
- **DMC 739** Ultra Very Light Tan
- **DMC 815** Medium Garnet
- **DMC 780** Ultra Very Dark Topaz
- **DMC 350** Medium Coral
- **DMC 712** Cream
- **DMC 3831** Dark Raspberry
- **DMC 353** Peach
- **DMC 3799** Very Dark Pewter Gray
- **DMC 760** Salmon
- **DMC 520** Dark Fern Green
- **DMC 415** Pearl Gray
- **DMC 522** Fern Green
- **DMC 352** Light Coral
- **DMC 414** Dark Steel Gray
- **DMC 3328** Dark Salmon
- **DMC 524** Very Light Fern Green
- **DMC 437** Light Tan

Typewriter cover with roses

Needlepoint pattern

This page is the dark part of the chart

Chart 5 of 6: columns 1 to 65, rows 132 to 210. Gray squares repeat rows 130 and 131: do not stitch them twice



Key

- **DMC 939** Very Dark Navy Blue
- **DMC 310** Black
- **DMC 3820** Dark Straw
- **DMC 739** Ultra Very Light Tan
- **DMC 780** Ultra Very Dark Topaz
- **DMC 712** Cream
- **DMC 3799** Very Dark Pewter Gray
- **DMC 415** Pearl Gray
- **DMC 414** Dark Steel Gray

Typewriter cover with roses

Needlepoint pattern

This page is the dark part of the chart

Chart 6 of 6: columns 66 to 130, rows 132 to 210. Gray squares repeat columns 64 and 65 and rows 130 and 131: do not stitch them twice.



Key

- **DMC 939** Very Dark Navy Blue
- **DMC 310** Black
- **DMC 3820** Dark Straw
- **DMC 739** Ultra Very Light Tan
- **DMC 815** Medium Garnet
- **DMC 780** Ultra Very Dark Topaz
- **DMC 350** Medium Coral
- **DMC 712** Cream
- **DMC 3831** Dark Raspberry
- **DMC 353** Peach
- **DMC 3799** Very Dark Pewter Gray
- **DMC 760** Salmon
- **DMC 520** Dark Fern Green
- **DMC 415** Pearl Gray
- **DMC 522** Fern Green
- **DMC 352** Light Coral
- **DMC 414** Dark Steel Gray
- **DMC 3328** Dark Salmon
- **DMC 524** Very Light Fern Green