Victorian Berlin roses on black

Needlepoint pattern | 140 x 140 stitches | 14 x 14 in (35.6 x 35.6 cm) on 10 mesh | 24 colors



Thread key, DMC

			stitches	yards	skeins
●	**3371**	Black Brown	7,682	95	12
■	**318**	Light Steel Gray	1,999	25	4
▲	**762**	Very Light Pearl Gray	1,487	19	3
◆	**414**	Dark Steel Gray	1,192	15	2
▼	**321**	Red	1,141	15	2
★	**498**	Dark Red	888	11	2
❖	**413**	Dark Pewter Gray	632	8	1
X	**934**	Black Avocado Green	615	8	1
O	**3328**	Dark Salmon	518	7	1
+	**224**	Very Light Shell Pink	422	6	1
=	**814**	Dark Garnet	407	6	1
Z	**3012**	Medium Khaki Green	380	5	1
A	**936**	Very Dark Avocado Green	357	5	1
V	**712**	Cream	329	5	1
T	**225**	Ultra Very Light Shell Pink	279	4	1
N	**322**	Dark Baby Blue	237	3	1
S	**3325**	Light Baby Blue	222	3	1
K	**154**	Very Dark Grape	195	3	1
E	**469**	Avocado Green	157	2	1
C	**3834**	Dark Grape	142	2	1
P	**3836**	Light Grape	121	2	1
U	**734**	Light Olive Green	101	2	1
L	**797**	Royal Blue	67	1	1
2	**783**	Medium Topaz	30	1	1

One chart square is one tent stitch over one canvas intersection.

Cut the canvas at least 18 x 18 in (45.7 x 45.7 cm) for 10 mesh: the design and 2 in (5.1 cm) of margin on every side.

19,600 stitches in all. Start from the center: a red arrow above the chart marks the center column, and one to the left of it the center row. The arrows are on the pages those lines cross.

The chart is divided evenly over 4 pages. Where chart pages join, gray squares repeat two rows or columns. The small picture at the top of each chart page shows which part it is.

Thread: pearl cotton size 3, 2 strands in the needle on 10 mesh, about 43 skeins of 16.4 yd in all. Or six-strand floss, 8 to 10 strands, about 58 skeins of 8.7 yd; or tapestry wool, 1 strand, about 41 skeins of 8.7 yd; or Persian wool, 3 strands, about 43 skeins of 8 yd. Wool is numbered differently: match it by eye. Needle: tapestry, size 16 or 18.

Yards and skeins are estimates: the thread a stitch takes on the front and back of 10 mesh canvas, plus 30 percent, rounded up for each color (about 253 yards in all, as the thread lies in the needle).

Thread colors are approximate screen matches to DMC numbers. Check against real thread before you buy.

Make it a pillow: also have backing fabric, an insert the size of the stitching or an inch larger, and cord or piping for the edge. The seam takes the last two rows: stitch two extra rows all round, or keep the edge plain. "How to finish a pillow" is a guide linked from this pattern's page.

For your own stitching, gifts and handmade pieces you sell. Do not resell or share this PDF or copies of it.

Victorian Berlin roses on black

Needlepoint pattern

Chart 1 of 4: columns 1 to 70, rows 1 to 70

This page is the dark part of the chart



Key

- ○ **DMC 3371** Black Brown
- ■ **DMC 318** Light Steel Gray
- ▲ **DMC 762** Very Light Pearl Gray
- ◆ **DMC 414** Dark Steel Gray
- ▼ **DMC 321** Red
- ★ **DMC 498** Dark Red
- ❖ **DMC 413** Dark Pewter Gray
- X **DMC 934** Black Avocado Green
- O **DMC 3328** Dark Salmon
- \+ **DMC 224** Very Light Shell Pink
- = **DMC 814** Dark Garnet
- Z **DMC 3012** Medium Khaki Green
- A **DMC 936** Very Dark Avocado Green
- V **DMC 712** Cream
- E **DMC 469** Avocado Green
- U **DMC 734** Light Olive Green

Victorian Berlin roses on black

Needlepoint pattern

This page is the dark part of the chart

Chart 2 of 4: columns 71 to 140, rows 1 to 70; gray squares repeat columns 69 and 70



Key

- ● **DMC 3371** Black Brown
- ■ **DMC 318** Light Steel Gray
- ▲ **DMC 762** Very Light Pearl Gray
- ◆ **DMC 414** Dark Steel Gray
- ▼ **DMC 321** Red
- ★ **DMC 498** Dark Red
- ❖ **DMC 413** Dark Pewter Gray
- X **DMC 934** Black Avocado Green
- O **DMC 3328** Dark Salmon
- \+ **DMC 224** Very Light Shell Pink
- = **DMC 814** Dark Garnet
- Z **DMC 3012** Medium Khaki Green
- A **DMC 936** Very Dark Avocado Green
- V **DMC 712** Cream
- T **DMC 225** Ultra Very Light Shell Pink
- E **DMC 469** Avocado Green
- U **DMC 734** Light Olive Green

Victorian Berlin roses on black

Needlepoint pattern

Chart 3 of 4: columns 1 to 70, rows 71 to 140; gray squares repeat rows 69 and 70

This page is the dark part of the chart



Key

- **DMC 3371** Black Brown
- **DMC 318** Light Steel Gray
- **DMC 762** Very Light Pearl Gray
- **DMC 414** Dark Steel Gray
- **DMC 321** Red
- **DMC 498** Dark Red
- **DMC 413** Dark Pewter Gray
- **DMC 934** Black Avocado Green
- **DMC 3328** Dark Salmon
- **DMC 224** Very Light Shell Pink
- **DMC 814** Dark Garnet
- **DMC 3012** Medium Khaki Green
- **DMC 936** Very Dark Avocado Green
- **DMC 322** Dark Baby Blue
- **DMC 3325** Light Baby Blue
- **DMC 469** Avocado Green
- **DMC 734** Light Olive Green
- **DMC 797** Royal Blue

Victorian Berlin roses on black

Needlepoint pattern

This page is the dark part of the chart

Chart 4 of 4: columns 71 to 140, rows 71 to 140; gray squares repeat columns 69 and 70 and rows 69 and 70



Key

●	**DMC 3371** Black Brown	X	**DMC 934** Black Avocado Green	K	**DMC 154** Very Dark Grape
■	**DMC 318** Light Steel Gray	=	**DMC 814** Dark Garnet	E	**DMC 469** Avocado Green
▲	**DMC 762** Very Light Pearl Gray	Z	**DMC 3012** Medium Khaki Green	C	**DMC 3834** Dark Grape
◆	**DMC 414** Dark Steel Gray	A	**DMC 936** Very Dark Avocado Green	P	**DMC 3836** Light Grape
▼	**DMC 321** Red	V	**DMC 712** Cream	U	**DMC 734** Light Olive Green
★	**DMC 498** Dark Red	N	**DMC 322** Dark Baby Blue	L	**DMC 797** Royal Blue
❖	**DMC 413** Dark Pewter Gray	S	**DMC 3325** Light Baby Blue	2	**DMC 783** Medium Topaz