Victorian rose trellis bookmark

Needlepoint pattern | 27 x 117 stitches | 1.5 x 6.5 in (3.8 x 16.5 cm) on 18 mesh | 8 colors



Thread key

			stitches	yards	skeins of floss
●	**DMC 310**	Black	943	7	1
■	**DMC 729**	Medium Old Gold	660	5	1
▲	**DMC 470**	Light Avocado Green	379	3	1
◆	**DMC 3345**	Dark Hunter Green	308	3	1
▼	**DMC 818**	Baby Pink	241	2	1
★	**DMC 3833**	Light Raspberry	238	2	1
❖	**DMC 3831**	Dark Raspberry	222	2	1
X	**DMC 815**	Medium Garnet	168	2	1

One chart square is one tent stitch over one canvas intersection.

Cut the canvas at least 5.5 x 10.5 in (14 x 26.7 cm) for 18 mesh: the design and 2 in (5.1 cm) of margin on every side.

3,159 stitches in all. Start from the center: a red arrow above the chart marks the center column, and one to the left of it the center row. The arrows are on the pages those lines cross.

The chart is divided evenly over 2 pages. Where chart pages join, gray squares repeat two rows. The small picture at the top of each chart page shows which part it is.

Thread: six-strand floss, 4 to 6 strands in the needle on 18 mesh (counted at 6), about 8 skeins of 8.7 yd in all. Or pearl cotton size 5, 1 strand, about 8 skeins of 27.3 yd; or Persian wool, 1 strand, about 8 skeins of 8 yd. Wool is numbered differently: match it by eye. Needle: tapestry, size 22.

Yards and skeins are estimates: the thread a stitch takes on the front and back of 18 mesh canvas, plus 30 percent, rounded up for each color (about 26 yards in all, as the thread lies in the needle).

Thread colors are approximate screen matches to DMC numbers. Check against real thread before you buy.

When it is stitched: also have a finisher, or the fabric and cord to make it up yourself. Ask before you stitch the edge: some finishes take extra rows. "Ways to finish needlepoint" is a guide linked from this pattern's page.

For your own stitching, gifts and handmade pieces you sell. Do not resell or share this PDF or copies of it.

Victorian rose trellis bookmark

Needlepoint pattern

Chart 1 of 2: columns 1 to 27, rows 1 to 59

This page is the dark part of the chart



Key

- DMC 310 Black
- DMC 729 Medium Old Gold
- DMC 470 Light Avocado Green
- DMC 3345 Dark Hunter Green
- DMC 818 Baby Pink
- DMC 3833 Light Raspberry
- DMC 3831 Dark Raspberry
- DMC 815 Medium Garnet

Victorian rose trellis bookmark

Needlepoint pattern

This page is the dark part of the chart

Chart 2 of 2: columns 1 to 27, rows 60 to 117; gray squares repeat rows 58 and 59



Key

- **DMC 310** Black
- **DMC 729** Medium Old Gold
- **DMC 470** Light Avocado Green
- **DMC 3345** Dark Hunter Green
- **DMC 818** Baby Pink
- **DMC 3833** Light Raspberry
- **DMC 3831** Dark Raspberry
- **DMC 815** Medium Garnet