Carpet bag purse with Victorian roses

Needlepoint pattern | 182 x 156 stitches | 14 x 12 in (35.6 x 30.5 cm) on 13 mesh | 24 colors



Thread key, DMC

			stitches	yards	skeins
●	310	Black	10,403	99	16
■	321	Red	2,164	21	4
▲	498	Dark Red	1,794	17	3
◆	470	Light Avocado Green	1,237	12	2
▼	934	Black Avocado Green	1,163	12	2
★	937	Medium Avocado Green	982	10	2
❖	3820	Dark Straw	967	10	2
X	152	Medium Light Shell Pink	907	9	2
O	350	Medium Coral	845	9	2
+	780	Ultra Very Dark Topaz	825	8	2
=	3822	Light Straw	784	8	2
Z	831	Medium Golden Olive	766	8	2
A	814	Dark Garnet	698	7	2
V	225	Ultra Very Light Shell Pink	657	7	1
T	799	Medium Delft Blue	640	7	1
N	472	Ultra Light Avocado Green	625	6	1
S	31	Blueberry	516	5	1
K	783	Medium Topaz	495	5	1
E	3755	Baby Blue	474	5	1
C	3722	Medium Shell Pink	404	4	1
P	712	Cream	397	4	1
U	3712	Medium Salmon	298	3	1
L	3721	Dark Shell Pink	183	2	1
2	3325	Light Baby Blue	168	2	1

One chart square is one tent stitch over one canvas intersection.

Cut the canvas at least 18 x 16 in (45.7 x 40.6 cm) for 13 mesh: the design and 2 in (5.1 cm) of margin on every side.

28,392 stitches in all. Start from the center: a red arrow above the chart marks the center column, and one to the left of it the center row. The arrows are on the pages those lines cross.

The chart is on 5 pages, each cut to what is stitched: bare canvas has no page, and a join falls on plain ground where it can. Pages 2 and 3 are turned on their side, for a part that is wider than it is tall. Where chart pages join, gray squares repeat two rows or columns. The small picture at the top of each chart page shows which part it is.

Thread: six-strand floss, 7 or 8 strands in the needle on 13 mesh (counted at 8), about 54 skeins of 8.7 yd in all. Or pearl cotton size 3, 1 strand, about 32 skeins of 16.4 yd; or tapestry wool, 1 strand, about 42 skeins of 8.7 yd; or Persian wool, 2 strands, about 34 skeins of 8 yd. Wool is numbered differently: match it by eye. Needle: tapestry, size 20.

Yards and skeins are estimates: the thread a stitch takes on the front and back of 13 mesh canvas, plus 30 percent, rounded up for each color (about 280 yards in all, as the thread lies in the needle).

Thread colors are approximate screen matches to DMC numbers. Check against real thread before you buy.

When it is stitched: also have a finisher, or the fabric and cord to make it up yourself. Ask before you stitch the edge: some finishes take extra rows. "Ways to finish needlepoint" is a guide linked from this pattern's page.

For your own stitching, gifts and handmade pieces you sell. Do not resell or share this PDF or copies of it.

Carpet bag purse with Victorian roses

Needlepoint pattern

Chart 1 of 5: columns 1 to 91, rows 1 to 64

This page is the dark part of the chart



Carpet bag purse with Victorian roses

Needlepoint pattern

Chart 2 of 5: columns 92 to 182, rows 1 to 64; gray squares repeat columns 90 and 91

This page is the dark part of the chart



Carpet bag purse with Victorian roses

Needlepoint pattern

Chart 3 of 5: columns 1 to 61, rows 65 to 156; gray squares repeat rows 63 and 64

This page is the dark part of the chart



Carpet bag purse with Victorian roses

Needlepoint pattern

This page is the dark part of the chart

Chart 4 of 5: columns 62 to 122, rows 65 to 156; gray squares repeat columns 60 and 61 and rows 63 and 64



Carpet bag purse with Victorian roses

Needlepoint pattern

This page is the dark part of the chart

Chart 5 of 5: columns 123 to 182, rows 65 to 156; gray squares repeat columns 121 and 122 and rows 63 and 64

