Victorian roses chair seat

Needlepoint pattern | 180 x 180 stitches | 18 x 18 in (45.7 x 45.7 cm) on 10 mesh | 23 colors



Thread key, DMC

			stitches	yards	skeins
●	**310**	Black	20,616	254	31
■	**469**	Avocado Green	1,317	17	2
▲	**936**	Very Dark Avocado Green	1,028	13	2
◆	**353**	Peach	1,009	13	2
▼	**347**	Very Dark Salmon	933	12	2
★	**352**	Light Coral	908	12	2
❖	**351**	Coral	905	12	2
X	**350**	Medium Coral	896	12	2
O	**471**	Very Light Avocado Green	826	11	2
+	**498**	Dark Red	564	7	1
=	**799**	Medium Delft Blue	457	6	1
Z	**224**	Very Light Shell Pink	447	6	1
A	**211**	Light Lavender	394	5	1
V	**223**	Light Shell Pink	375	5	1
T	**934**	Black Avocado Green	345	5	1
N	**797**	Royal Blue	264	4	1
S	**327**	Dark Violet	260	4	1
K	**712**	Cream	230	3	1
E	**210**	Medium Lavender	192	3	1
C	**3721**	Dark Shell Pink	129	2	1
P	**676**	Light Old Gold	114	2	1
U	**208**	Very Dark Lavender	101	2	1
L	**814**	Dark Garnet	90	2	1

One chart square is one tent stitch over one canvas intersection.

Cut the canvas at least 22 x 22 in (55.9 x 55.9 cm) for 10 mesh: the design and 2 in (5.1 cm) of margin on every side.

32,400 stitches in all. Start from the center: a red arrow above the chart marks the center column, and one to the left of it the center row. The arrows are on the pages those lines cross.

The chart is on 5 pages, each cut to what is stitched: bare canvas has no page, and a join falls on plain ground where it can. Pages 2 and 3 are turned on their side, for a part that is wider than it is tall. Where chart pages join, gray squares repeat two rows or columns. The small picture at the top of each chart page shows which part it is.

Thread: pearl cotton size 3, 2 strands in the needle on 10 mesh, about 61 skeins of 16.4 yd in all. Or six-strand floss, 8 to 10 strands, about 90 skeins of 8.7 yd; or tapestry wool, 1 strand, about 60 skeins of 8.7 yd; or Persian wool, 3 strands, about 63 skeins of 8 yd. Wool is numbered differently: match it by eye. Needle: tapestry, size 16 or 18.

Yards and skeins are estimates: the thread a stitch takes on the front and back of 10 mesh canvas, plus 30 percent, rounded up for each color (about 412 yards in all, as the thread lies in the needle).

Thread colors are approximate screen matches to DMC numbers. Check against real thread before you buy.

When it is stitched: also have a finisher, or the fabric and cord to make it up yourself. Ask before you stitch the edge: some finishes take extra rows. "Ways to finish needlepoint" is a guide linked from this pattern's page.

For your own stitching, gifts and handmade pieces you sell. Do not resell or share this PDF.

Victorian roses chair seat

Needlepoint pattern

Chart 1 of 5: columns 1 to 90, rows 1 to 74

This page is the dark part of the chart



Victorian roses chair seat

Needlepoint pattern

This page is the dark part of the chart

Chart 2 of 5: columns 91 to 180, rows 1 to 74; gray squares repeat columns 89 and 90



Victorian roses chair seat

Needlepoint pattern

This page is the dark part of the chart



Chart 3 of 5: columns 1 to 60, rows 75 to 180; gray squares repeat rows 73 and 74



Victorian roses chair seat

Needlepoint pattern

This page is the dark part of the chart

Chart 4 of 5: columns 61 to 120, rows 75 to 180; gray squares repeat columns 59 and 60 and rows 73 and 74



Victorian roses chair seat Needlepoint pattern

This page is the dark part of the chart

Chart 5 of 5: columns 121 to 180, rows 75 to 180; gray squares repeat columns 119 and 120 and rows 73 and 74

