Carpet bag purse with Victorian roses

Needlepoint pattern | 182 x 156 stitches | 14 x 12 in (35.6 x 30.5 cm) on 13 mesh | 24 colors



Thread key, DMC

			stitches	yards	skeins
●	**310**	Black	10,403	99	16
■	**321**	Red	2,164	21	4
▲	**498**	Dark Red	1,794	17	3
◆	**470**	Light Avocado Green	1,237	12	2
▼	**934**	Black Avocado Green	1,163	12	2
★	**937**	Medium Avocado Green	982	10	2
❖	**3820**	Dark Straw	967	10	2
X	**152**	Medium Light Shell Pink	907	9	2
O	**350**	Medium Coral	845	9	2
+	**780**	Ultra Very Dark Topaz	825	8	2
=	**3822**	Light Straw	784	8	2
Z	**831**	Medium Golden Olive	766	8	2
A	**814**	Dark Garnet	698	7	2
V	**225**	Ultra Very Light Shell Pink	657	7	1
T	**799**	Medium Delft Blue	640	7	1
N	**472**	Ultra Light Avocado Green	625	6	1
S	**31**	Blueberry	516	5	1
K	**783**	Medium Topaz	495	5	1
E	**3755**	Baby Blue	474	5	1
C	**3722**	Medium Shell Pink	404	4	1
P	**712**	Cream	397	4	1
U	**3712**	Medium Salmon	298	3	1
L	**3721**	Dark Shell Pink	183	2	1
2	**3325**	Light Baby Blue	168	2	1

One chart square is one tent stitch over one canvas intersection.

Cut the canvas at least 18 x 16 in (45.7 x 40.6 cm) for 13 mesh: the design and 2 in (5.1 cm) of margin on every side.

28,392 stitches in all. Start from the center: a red arrow above the chart marks the center column, and one to the left of it the center row. The arrows are on the pages those lines cross.

The chart is on 5 pages, each cut to what is stitched: bare canvas has no page, and a join falls on plain ground where it can. Pages 2 and 3 are turned on their side, for a part that is wider than it is tall. Where chart pages join, gray squares repeat two rows or columns. The small picture at the top of each chart page shows which part it is.

Thread: six-strand floss, 7 or 8 strands in the needle on 13 mesh (counted at 8), about 54 skeins of 8.7 yd in all. Or pearl cotton size 3, 1 strand, about 32 skeins of 16.4 yd; or tapestry wool, 1 strand, about 42 skeins of 8.7 yd; or Persian wool, 2 strands, about 34 skeins of 8 yd. Wool is numbered differently: match it by eye. Needle: tapestry, size 20.

Yards and skeins are estimates: the thread a stitch takes on the front and back of 13 mesh canvas, plus 30 percent, rounded up for each color (about 280 yards in all, as the thread lies in the needle).

Thread colors are approximate screen matches to DMC numbers. Check against real thread before you buy.

When it is stitched: also have a finisher, or the fabric and cord to make it up yourself. Ask before you stitch the edge: some finishes take extra rows. "Ways to finish needlepoint" is a guide linked from this pattern's page.

For your own stitching, gifts and handmade pieces you sell. Do not resell or share this PDF or copies of it.

Carpet bag purse with Victorian roses

Needlepoint pattern

Chart 1 of 5: columns 1 to 91, rows 1 to 69

This page is the dark part of the chart



Carpet bag purse with Victorian roses

Needlepoint pattern

Chart 2 of 5: columns 92 to 182, rows 1 to 69; gray squares repeat columns 90 and 91

This page is the dark part of the chart



Carpet bag purse with Victorian roses

Needlepoint pattern

This page is the dark part of the chart

Chart 3 of 5: columns 1 to 61, rows 70 to 156; gray squares repeat rows 68 and 69

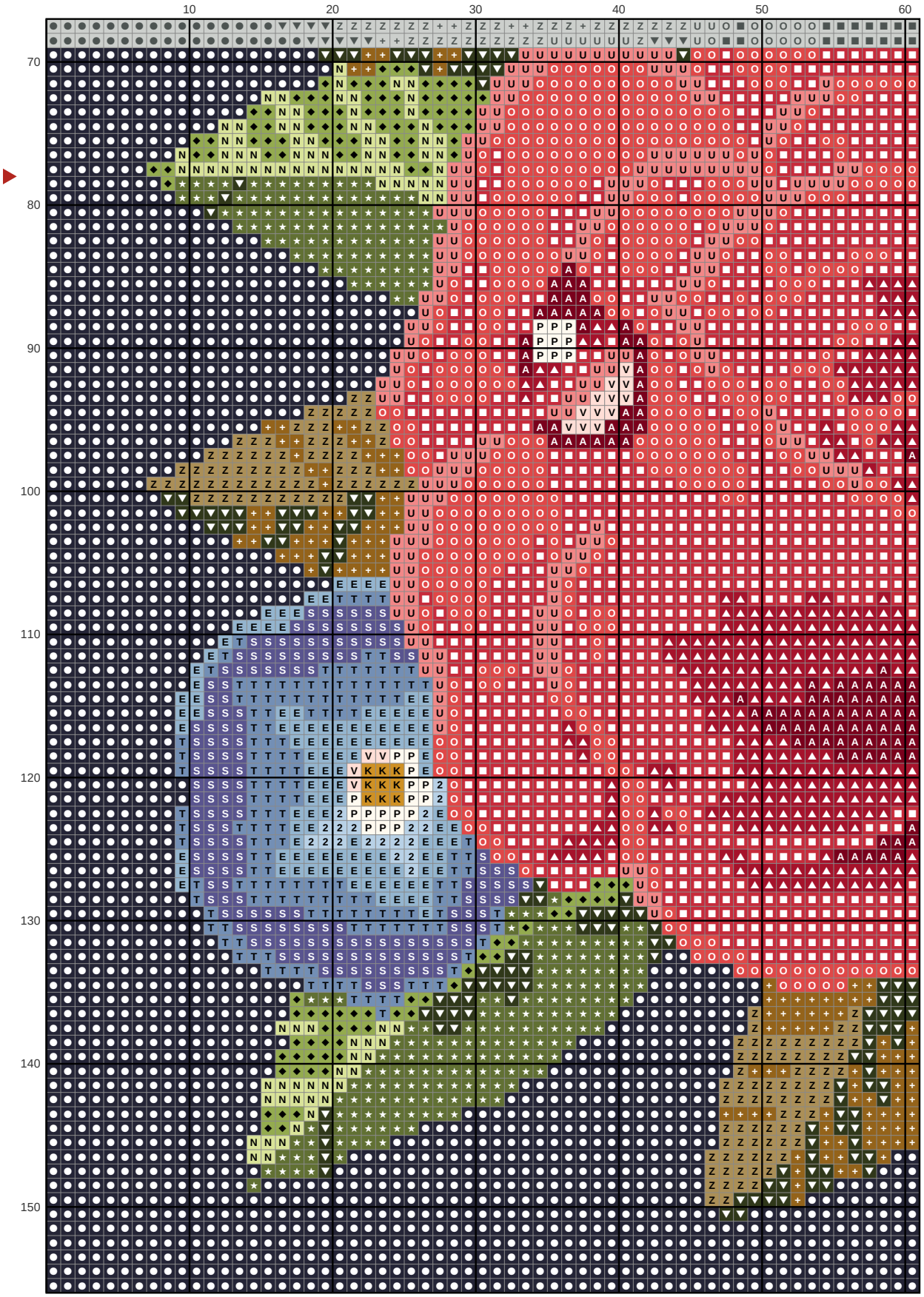

Carpet bag purse with Victorian roses

Needlepoint pattern

This page is the dark part of the chart

Chart 4 of 5: columns 62 to 122, rows 70 to 156; gray squares repeat columns 60 and 61 and rows 68 and 69



Carpet bag purse with Victorian roses

Needlepoint pattern

This page is the dark part of the chart

Chart 5 of 5: columns 123 to 182, rows 70 to 156; gray squares repeat columns 121 and 122 and rows 68 and 69

