Vintage angel tree topper with roses

Needlepoint pattern | 264 x 164 stitches | all pieces 14.7 x 9.1 in (37.3 x 23.1 cm) on 18 mesh | 18 colors



Thread key, DMC

			stitches	yards	skeins
●	**902**	Very Dark Garnet	5,411	38	5
■	**3865**	Winter White	3,911	27	4
▲	**3823**	Ultra Pale Yellow	3,891	27	4
◆	**931**	Medium Antique Blue	2,250	16	2
▼	**815**	Medium Garnet	2,044	14	2
★	**3752**	Very Light Antique Blue	1,838	13	2
❖	**3855**	Light Autumn Gold	1,801	13	2
X	**321**	Red	1,584	11	2
O	**725**	Medium Light Topaz	1,072	8	1
+	**3713**	Very Light Salmon	998	7	1
=	**435**	Very Light Brown	927	7	1
Z	**3345**	Dark Hunter Green	627	5	1
A	**3347**	Medium Yellow Green	604	5	1
V	**801**	Dark Coffee Brown	593	5	1
T	**760**	Salmon	573	4	1
N	**3328**	Dark Salmon	556	4	1
S	**951**	Light Tawny	432	3	1
K	**3771**	Ultra Very Light Terra Cotta	128	1	1

One chart square is one tent stitch over one canvas intersection.

Cut the canvas at least 18.7 x 13.1 in (47.4 x 33.3 cm) for 18 mesh: the design and 2 in (5.1 cm) of margin on every side.

29,240 stitches in all, in 2 pieces: the front 128 x 164, the back 128 x 164. Leave bare canvas between the pieces, as charted, and start each from its own center.

The chart is on 7 pages, each cut to what is stitched: bare canvas has no page, and a join falls on plain ground where it can. Pages 2, 3 and 4 are turned on their side, for a part that is wider than it is tall. Where chart pages join, gray squares repeat two rows or columns. The small picture at the top of each chart page shows which part it is.

Thread: six-strand floss, 4 to 6 strands in the needle on 18 mesh (counted at 6), about 33 skeins of 8.7 yd in all. Or pearl cotton size 5, 1 strand, about 19 skeins of 27.3 yd; or Persian wool, 1 strand, about 21 skeins of 8 yd. Wool is numbered differently: match it by eye. Needle: tapestry, size 22.

Yards and skeins are estimates: the thread a stitch takes on the front and back of 18 mesh canvas, plus 30 percent, rounded up for each color (about 208 yards in all, as the thread lies in the needle).

Thread colors are approximate screen matches to DMC numbers. Check against real thread before you buy.

When it is stitched: also have a finisher, or the fabric and cord to make it up yourself. Ask before you stitch the edge: some finishes take extra rows. "Ways to finish needlepoint" is a guide linked from this pattern's page.

For your own stitching, gifts and handmade pieces you sell. Do not resell or share this PDF or copies of it.

Vintage angel tree topper with roses

Needlepoint pattern

Chart 1 of 7: columns 1 to 88, rows 4 to 69

This page is the dark part of the chart



Key

- DMC 902
- DMC 3865
- DMC 3823
- DMC 931
- DMC 815
- DMC 3752
- DMC 3855
- X DMC 321 Red
- O DMC 725
- \+ DMC 3713
- = DMC 435
- Z DMC 3345
- A DMC 3347
- V DMC 801
- T DMC 760 Salmon
- N DMC 3328
- S DMC 951 Light Tawny
- K DMC 3771

Vintage angel tree topper with roses

Needlepoint pattern

Chart 2 of 7: columns 89 to 176, rows 4 to 69; gray squares repeat columns 87 and 88

This page is the dark part of the chart

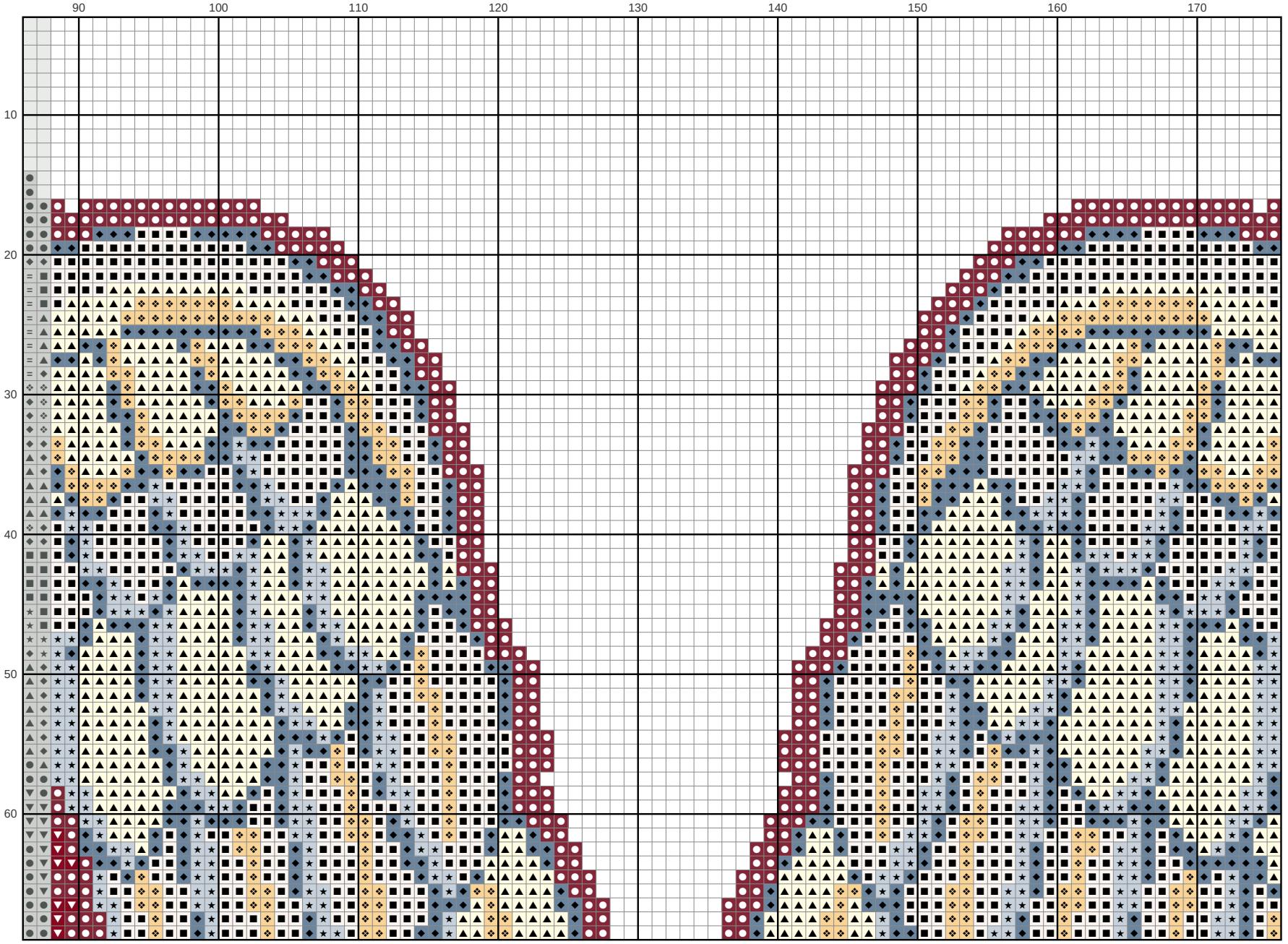

Key

- DMC 902
- DMC 3865
- DMC 3823
- DMC 931
- DMC 815
- DMC 3752
- DMC 3855

Vintage angel tree topper with roses

Needlepoint pattern

Chart 3 of 7: columns 177 to 264, rows 4 to 69; gray squares repeat columns 175 and 176





Key

- DMC 902
- DMC 3865
- DMC 3823
- DMC 931
- DMC 815
- DMC 3752
- DMC 3855
- X DMC 321 Red
- O DMC 725
- \+ DMC 3713
- = DMC 435
- Z DMC 3345
- A DMC 3347
- V DMC 801
- T DMC 760
- N DMC 3328
- S DMC 951
- K DMC 3771

Vintage angel tree topper with roses

Needlepoint pattern

Chart 4 of 7: columns 1 to 66, rows 70 to 161; gray squares repeat rows 68 and 69

This page is the dark part of the chart



Vintage angel tree topper with roses

Needlepoint pattern

This page is the dark part of the chart



Chart 5 of 7: columns 67 to 132, rows 70 to 161; gray squares repeat columns 65 and 66 and rows 68 and 69



Vintage angel tree topper with roses

Needlepoint pattern

This page is the dark part of the chart



Chart 6 of 7: columns 133 to 198, rows 70 to 161; gray squares repeat columns 131 and 132 and rows 68 and 69

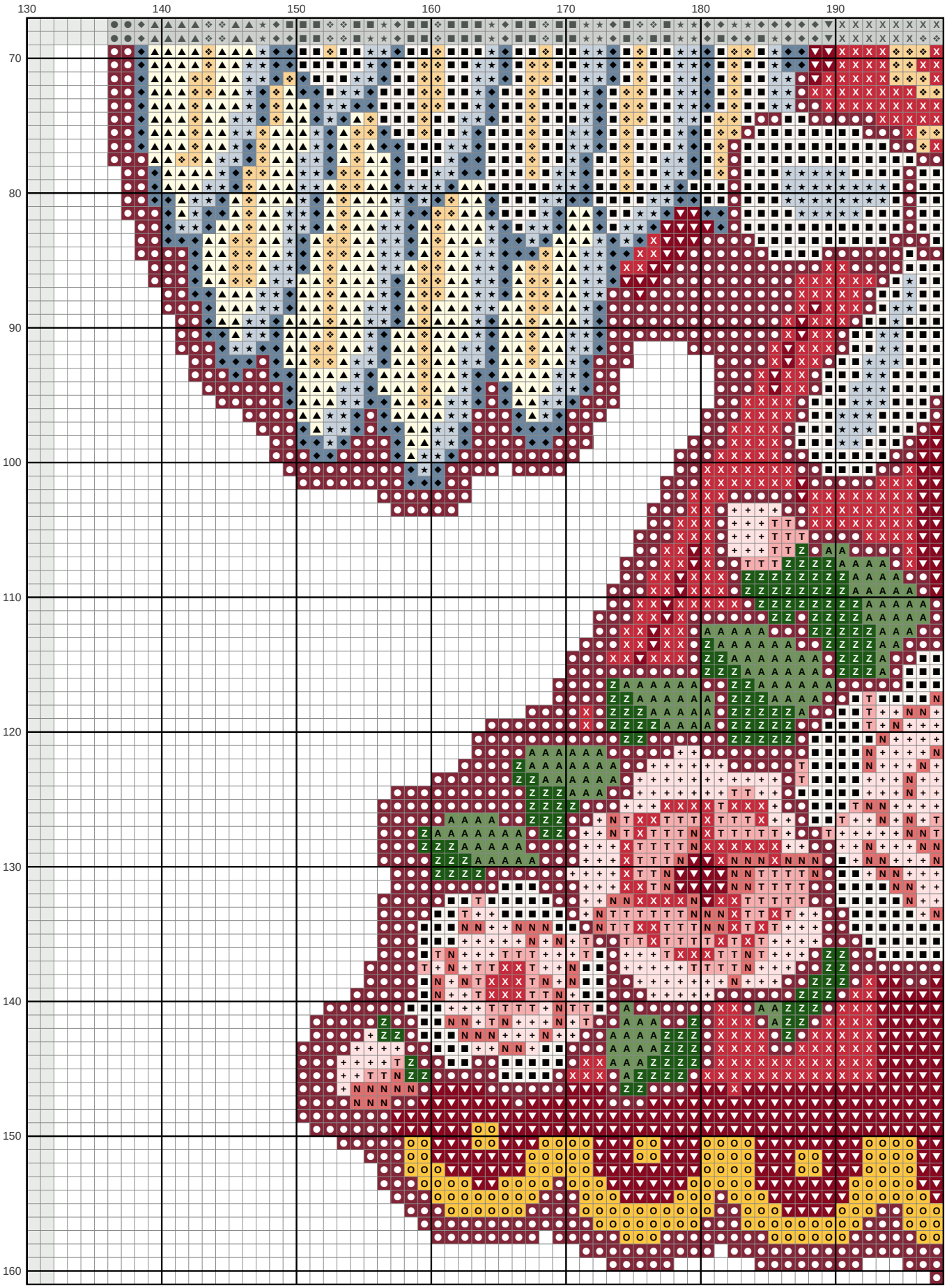

Vintage angel tree topper with roses

Needlepoint pattern

This page is the dark part of the chart



Chart 7 of 7: columns 199 to 264, rows 70 to 161; gray squares repeat columns 197 and 198 and rows 68 and 69

