Vintage rose handbag in petit point

Needlepoint pattern | 126 x 72 stitches | 7 x 4 in (17.8 x 10.2 cm) on 18 mesh | 18 colors



How to stitch it



1. Each square is one tent stitch, up at 1, down at 2. Lines in continental, right to left, the canvas upside down for the next row; wide areas in basketweave.
2. Cut 18 in of thread. Start and end it without a knot left behind.
3. Mark the middle of the canvas. It is the outlined square on page 2, column 63, row 36 (DMC 814): start there. Count threads, not holes.
4. Go on from it: picture first, background last. Gray squares are on two pages: stitch them once.
5. When it is done, block it square.

First time? How to needlepoint: flossfield.com/needlepoint/guides/how-to-start/
How to read a chart: flossfield.com/needlepoint/guides/how-to-read-a-chart/

What you need

Canvas: blank mono canvas, 18 mesh (18 threads to the inch), cut 11 in wide x 8 in high (27.9 x 20.3 cm).

Needle: blunt tapestry, size 22. Also masking tape for the cut edges, and small scissors.

Thread: six-strand floss, 18 colors, about 20 skeins in all (an estimate). Stitch with 4 strands (5 or 6 if canvas shows).

Make it a clutch: a clutch or wallet with an opening this size, or a lining and a closure to sew it up. Measure the opening before you stitch. If the piece is small for it, stitch two extra rows all round in DMC 310, the color at its edge. How to finish a purse or clutch.

Thread list, DMC

			stitches	skeins
●	**310**	Black	3,803	3
■	**729**	Medium Old Gold	925	1
▲	**745**	Light Pale Yellow	791	1
◆	**400**	Dark Mahogany	705	1
▼	**814**	Dark Garnet	565	1
★	**3326**	Light Rose	316	1
❖	**500**	Very Dark Blue Green	283	1
X	**3350**	Ultra Dark Dusty Rose	210	1
H	**3325**	Light Baby Blue	182	1
+	**3346**	Hunter Green	176	1
=	**819**	Light Baby Pink	166	1
Z	**3807**	Cornflower Blue	155	1
A	**498**	Dark Red	151	1
V	**3778**	Light Terra Cotta	144	1
T	**3825**	Pale Pumpkin	136	1
N	**3733**	Dusty Rose	133	1
S	**3801**	Very Dark Melon	126	1
K	**3348**	Light Yellow Green	105	1

Skeins are estimates: the thread a stitch takes on the front and back of 18 mesh canvas, plus 30 percent, rounded up for each color.
Thread colors are approximate screen matches to DMC numbers. Check against real thread before you buy.
For your own stitching, gifts and handmade pieces you sell. Do not resell or share this PDF or copies of it.

Vintage rose handbag in petit point

Needlepoint pattern

Columns 1 to 67, rows 1 to 72. Start at the red outline

This page is the dark part of the chart



Key

- DMC 310 Black
- DMC 729 Medium Old Gold
- DMC 745 Light Pale Yellow
- DMC 400 Dark Mahogany
- DMC 814 Dark Garnet
- DMC 3326 Light Rose
- DMC 500 Very Dark Blue Green
- DMC 3350 Ultra Dark Dusty Rose
- DMC 3325 Light Baby Blue
- DMC 3346 Hunter Green
- DMC 819 Light Baby Pink
- DMC 3807 Cornflower Blue
- DMC 498 Dark Red
- DMC 3778 Light Terra Cotta
- DMC 3825 Pale Pumpkin
- DMC 3733 Dusty Rose
- DMC 3801 Very Dark Melon
- DMC 3348 Light Yellow Green

Vintage rose handbag in petit point

Needlepoint pattern

Columns 68 to 126, rows 1 to 72. Gray squares: charted already, do not stitch again

This page is the dark part of the chart



Key

- ● **DMC 310** Black
- ■ **DMC 729** Medium Old Gold
- ▲ **DMC 745** Light Pale Yellow
- ◆ **DMC 400** Dark Mahogany
- ▼ **DMC 814** Dark Garnet
- ★ **DMC 3326** Light Rose
- ❖ **DMC 500** Very Dark Blue Green
- X **DMC 3350** Ultra Dark Dusty Rose
- H **DMC 3325** Light Baby Blue
- \+ **DMC 3346** Hunter Green
- = **DMC 819** Light Baby Pink
- Z **DMC 3807** Cornflower Blue
- A **DMC 498** Dark Red
- V **DMC 3778** Light Terra Cotta
- T **DMC 3825** Pale Pumpkin
- N **DMC 3733** Dusty Rose
- S **DMC 3801** Very Dark Melon
- K **DMC 3348** Light Yellow Green