Floral volleyball with peonies

Needlepoint pattern | 90 x 90 stitches | 5 x 5 in (12.7 x 12.7 cm) on 18 mesh | 18 colors



Thread key, DMC

			stitches	yards	skeins
●	**154**	Very Dark Grape	2,787	20	3
■	**712**	Cream	814	6	1
▲	**352**	Light Coral	574	4	1
◆	**351**	Coral	560	4	1
▼	**818**	Baby Pink	547	4	1
★	**815**	Medium Garnet	380	3	1
❖	**761**	Light Salmon	284	2	1
X	**3347**	Medium Yellow Green	282	2	1
O	**779**	Dark Cocoa	280	2	1
+	**319**	Very Dark Pistachio Green	260	2	1
=	**3726**	Dark Antique Mauve	233	2	1
Z	**3861**	Light Cocoa	228	2	1
A	**739**	Ultra Very Light Tan	228	2	1
V	**842**	Very Light Beige Brown	213	2	1
T	**347**	Very Dark Salmon	179	2	1
N	**3727**	Light Antique Mauve	128	1	1
S	**471**	Very Light Avocado Green	71	1	1
K	**783**	Medium Topaz	52	1	1

One chart square is one tent stitch over one canvas intersection.

Cut the canvas at least 9 x 9 in (22.9 x 22.9 cm) for 18 mesh: the design and 2 in (5.1 cm) of margin on every side.

8,100 stitches in all. Start from the center: a red arrow above the chart marks the center column, and one to the left of it the center row. The arrows are on the pages those lines cross.

The chart is divided evenly over 2 pages. Where chart pages join, gray squares repeat two columns. The small picture at the top of each chart page shows which part it is.

Thread: six-strand floss, 4 to 6 strands in the needle on 18 mesh (counted at 6), about 20 skeins of 8.7 yd in all. Or pearl cotton size 5, 1 strand, about 18 skeins of 27.3 yd; or Persian wool, 1 strand, about 18 skeins of 8 yd. Wool is numbered differently: match it by eye. Needle: tapestry, size 22.

Yards and skeins are estimates: the thread a stitch takes on the front and back of 18 mesh canvas, plus 30 percent, rounded up for each color (about 62 yards in all, as the thread lies in the needle).

Thread colors are approximate screen matches to DMC numbers. Check against real thread before you buy.

Fit it into a lid: also have the box or tray, acid-free board and backing. Measure the opening first and add a row or two of background to sit under its edge. "How to fit it into a lid" is a guide linked from this pattern's page.

For your own stitching, gifts and handmade pieces you sell. Do not resell or share this PDF or copies of it.

Floral volleyball with peonies

Needlepoint pattern

Chart 1 of 2: columns 1 to 45, rows 1 to 90

This page is the dark part of the chart



Key

- DMC 154 Very Dark Grape
- DMC 712 Cream
- DMC 352 Light Coral
- DMC 351 Coral
- DMC 818 Baby Pink
- DMC 815 Medium Garnet
- DMC 3347 Medium Yellow Green
- DMC 779 Dark Cocoa
- DMC 319
- DMC 3861 Light Cocoa
- DMC 739 Ultra Very Light Tan
- DMC 347 Very Dark Salmon
- DMC 471
- DMC 783 Medium Topaz

Floral volleyball with peonies

Needlepoint pattern

This page is the dark part of the chart

Chart 2 of 2: columns 46 to 90, rows 1 to 90; gray squares repeat columns 44 and 45



Key

●	DMC 154	Very Dark Grape
■	DMC 712	Cream
▲	DMC 352	Light Coral
◆	DMC 351	Coral
▼	DMC 818	Baby Pink
★	DMC 815	Medium Garnet
❖	DMC 761	Light Salmon
X	DMC 3347	
O	DMC 779	Dark Cocoa
+	DMC 319	
=	DMC 3726	
Z	DMC 3861	Light Cocoa
A	DMC 739	
V	DMC 842	
T	DMC 347	Very Dark Salmon
N	DMC 3727	
S	DMC 471	