Wedding rings pillow with white roses

Needlepoint pattern | 140 x 140 stitches | 14 x 14 in (35.6 x 35.6 cm) on 10 mesh | 24 colors



How to stitch it



1. Each square is one tent stitch, up at 1, down at 2. Lines in continental, right to left, the canvas upside down for the next row; wide areas in basketweave.
2. Cut 18 in of thread. Start and end it without a knot left behind.
3. Mark the middle of the canvas. It is the outlined square on page 2, column 70, row 70 (DMC 3822): start there. Count threads, not holes.
4. Go on from it: picture first, background last. Gray squares are on two pages: stitch them once.
5. Last, two more rows all round in DMC 500: the seam hides them.

First time? How to needlepoint: flossfield.com/needlepoint/guides/how-to-start/
How to read a chart: flossfield.com/needlepoint/guides/how-to-read-a-chart/

What you need

Canvas: blank mono canvas, 10 mesh (10 threads to the inch), cut 18.5 in square (47 cm).

Needle: blunt tapestry, size 18. Also masking tape for the cut edges, and small scissors.

Thread: pearl cotton size 3, 24 colors, about 45 skeins in all (an estimate). Stitch with 2 lengths together.

Make it a pillow: backing fabric, an insert the size of the stitching or an inch larger, and cord or piping for the edge. How to finish a pillow.

Thread list, DMC

			stitches	skeins
●	500	Very Dark Blue Green	10,013	17
□	780	Ultra Very Dark Topaz	1,815	3
▲	783	Medium Topaz	961	2
◆	677	Very Light Old Gold	770	2
▼	898	Very Dark Coffee Brown	728	2
★	BLANC	White	641	1
❖	3822	Light Straw	466	1
X	471	Very Light Avocado Green	454	1
H	3047	Light Yellow Beige	444	1
+	3046	Medium Yellow Beige	420	1
=	3347	Medium Yellow Green	348	1
Z	224	Very Light Shell Pink	328	1
A	3346	Hunter Green	306	1
V	3045	Dark Yellow Beige	303	1
T	3820	Dark Straw	286	1
N	3721	Dark Shell Pink	223	1
S	225	Ultra Very Light Shell Pink	199	1
K	522	Fern Green	162	1
E	772	Very Light Yellow Green	147	1
C	830	Dark Golden Olive	146	1
P	223	Light Shell Pink	139	1
U	221	Very Dark Shell Pink	123	1
L	524	Very Light Fern Green	98	1
2	934	Black Avocado Green	80	1

Skeins are estimates, with the two extra rows: the thread a stitch takes on the front and back of 10 mesh canvas, plus 30 percent, rounded up for each color.

Thread colors are approximate screen matches to DMC numbers. Check against real thread before you buy.

For your own stitching, gifts and handmade pieces you sell. Do not resell or share this PDF or copies of it.

Wedding rings pillow with white roses

Needlepoint pattern

Columns 1 to 70, rows 1 to 70. Start at the red outline

This page is the dark part of the chart



Key

- **DMC 500** Very Dark Blue Green
- **DMC 780** Ultra Very Dark Topaz
- **DMC 783** Medium Topaz
- **DMC 677** Very Light Old Gold
- **DMC 898** Very Dark Coffee Brown
- **DMC BLANC** White
- **DMC 3822** Light Straw
- **DMC 471** Very Light Avocado Green
- **DMC 3047** Light Yellow Beige
- **DMC 3046** Medium Yellow Beige
- **DMC 3347** Medium Yellow Green
- **DMC 3346** Hunter Green
- **DMC 3045** Dark Yellow Beige
- **DMC 3820** Dark Straw
- **DMC 522** Fern Green
- **DMC 772** Very Light Yellow Green
- **DMC 830** Dark Golden Olive
- **DMC 524** Very Light Fern Green
- **DMC 934** Black Avocado Green

Wedding rings pillow with white roses Needlepoint pattern

This page is the dark part of the chart

Columns 71 to 140, rows 1 to 70. Gray squares: charted already, do not stitch again



Key

- ● **DMC 500** Very Dark Blue Green
- ■ **DMC 780** Ultra Very Dark Topaz
- ▲ **DMC 783** Medium Topaz
- ▼ **DMC 898** Very Dark Coffee Brown
- ❖ **DMC 3822** Light Straw
- X **DMC 471** Very Light Avocado Green
- = **DMC 3347** Medium Yellow Green
- Z **DMC 224** Very Light Shell Pink
- A **DMC 3346** Hunter Green
- T **DMC 3820** Dark Straw
- N **DMC 3721** Dark Shell Pink
- S **DMC 225** Ultra Very Light Shell Pink
- K **DMC 522** Fern Green
- E **DMC 772** Very Light Yellow Green
- P **DMC 223** Light Shell Pink
- U **DMC 221** Very Dark Shell Pink
- L **DMC 524** Very Light Fern Green

Wedding rings pillow with white roses Needlepoint pattern

This page is the dark part of the chart

Columns 1 to 70, rows 71 to 140. Gray squares: charted already, do not stitch again



Key

- DMC 500 Very Dark Blue Green
- DMC 780 Ultra Very Dark Topaz
- DMC 783 Medium Topaz
- DMC 677 Very Light Old Gold
- DMC 898 Very Dark Coffee Brown
- DMC BLANC White
- DMC 3822 Light Straw
- DMC 471 Very Light Avocado Green
- DMC 3047 Light Yellow Beige
- DMC 3046 Medium Yellow Beige
- DMC 3347 Medium Yellow Green
- DMC 3346 Hunter Green
- DMC 3045 Dark Yellow Beige
- DMC 3820 Dark Straw
- DMC 772 Very Light Yellow Green
- DMC 830 Dark Golden Olive
- DMC 934 Black Avocado Green

Wedding rings pillow with white roses

Needlepoint pattern

This page is the dark part of the chart

Columns 71 to 140, rows 71 to 140. Gray squares: charted already, do not stitch again



Key

- **DMC 500** Very Dark Blue Green
- **DMC 780** Ultra Very Dark Topaz
- **DMC 783** Medium Topaz
- **DMC 677** Very Light Old Gold
- **DMC 898** Very Dark Coffee Brown
- **DMC BLANC** White
- **DMC 3822** Light Straw
- **DMC 471** Very Light Avocado Green
- **DMC 3047** Light Yellow Beige
- **DMC 3046** Medium Yellow Beige
- **DMC 3347** Medium Yellow Green
- **DMC 224** Very Light Shell Pink
- **DMC 3346** Hunter Green
- **DMC 3045** Dark Yellow Beige
- **DMC 3820** Dark Straw
- **DMC 3721** Dark Shell Pink
- **DMC 225** Ultra Very Light Shell Pink
- **DMC 772** Very Light Yellow Green
- **DMC 830** Dark Golden Olive
- **DMC 223** Light Shell Pink
- **DMC 221** Very Dark Shell Pink
- **DMC 934** Black Avocado Green