19th century woman in a blue bonnet

Needlepoint pattern | 90 x 126 stitches | 5 x 7 in (12.7 x 17.8 cm) on 18 mesh | 20 colors



How to stitch it



1. Each square is one tent stitch, up at 1, down at 2. Lines in continental, right to left, the canvas upside down for the next row; wide areas in basketweave.
2. Cut 18 in of thread. Start and end it without a knot left behind.
3. Mark the middle of the canvas. It is the outlined square on page 2, column 45, row 63 (DMC 436): start there. Count threads, not holes.
4. Go on from it: picture first, background last. Gray squares are on two pages: stitch them once.
5. Last, two more rows all round in DMC 3371: the opening's edge hides them.

First time? How to needlepoint: flossfield.com/needlepoint/guides/how-to-start/
How to read a chart: flossfield.com/needlepoint/guides/how-to-read-a-chart/

What you need

Canvas: blank mono canvas, 18 mesh (18 threads to the inch), cut 9.5 in wide x 11.5 in high (24.1 x 29.2 cm).

Needle: blunt tapestry, size 22. Also masking tape for the cut edges, and small scissors.

Thread: six-strand floss, 20 colors, about 23 skeins in all (an estimate). Stitch with 4 strands (5 or 6 if canvas shows).

Fit it into a lid: the box or tray, acid-free board and backing. Measure the opening first.
How to fit it into a lid.

Thread list, DMC

			stitches	skeins
●	3371	Black Brown	3,818	4
■	775	Very Light Baby Blue	825	1
▲	312	Very Dark Baby Blue	726	1
◆	3820	Dark Straw	700	1
▼	BLANC	White	610	1
★	3325	Light Baby Blue	609	1
❖	334	Medium Baby Blue	592	1
X	336	Navy Blue	551	1
H	322	Dark Baby Blue	482	1
+	435	Very Light Brown	389	1
=	895	Very Dark Hunter Green	336	1
Z	777	Very Dark Raspberry	297	1
A	801	Dark Coffee Brown	232	1
V	434	Light Brown	216	1
T	3689	Light Mauve	215	1
N	3687	Mauve	201	1
S	3688	Medium Mauve	197	1
K	436	Tan	179	1
E	3347	Medium Yellow Green	141	1
C	433	Medium Brown	24	1

Skeins are estimates, with the two extra rows: the thread a stitch takes on the front and back of 18 mesh canvas, plus 30 percent, rounded up for each color.

Thread colors are approximate screen matches to DMC numbers. Check against real thread before you buy.

For your own stitching, gifts and handmade pieces you sell. Do not resell or share this PDF or copies of it.

19th century woman in a blue bonnet

Needlepoint pattern

Columns 1 to 90, rows 1 to 67. Start at the red outline

This page is the dark part of the chart



Key

- **DMC 3371** Black Brown
- **DMC 775** Very Light Baby Blue
- **DMC 312** Very Dark Baby Blue
- **DMC 3820** Dark Straw
- **DMC BLANC** White
- **DMC 3325** Light Baby Blue
- **DMC 334** Medium Baby Blue
- **DMC 336** Navy Blue
- **DMC 322** Dark Baby Blue
- **DMC 435** Very Light Brown
- **DMC 895** Very Dark Hunter Green
- **DMC 777** Very Dark Raspberry
- **DMC 801** Dark Coffee Brown
- **DMC 434** Light Brown
- **DMC 3689** Light Mauve
- **DMC 3687** Mauve
- **DMC 3688** Medium Mauve
- **DMC 436** Tan
- **DMC 3347** Medium Yellow Green
- **DMC 433** Medium Brown

19th century woman in a blue bonnet Needlepoint pattern

Columns 1 to 90, rows 68 to 126. Gray squares: charted already, do not stitch again

This page is the dark part of the chart



Key

- DMC 3371 Black Brown
- DMC 775 Very Light Baby Blue
- DMC 312 Very Dark Baby Blue
- DMC 3820 Dark Straw
- DMC BLANC White
- DMC 3325 Light Baby Blue
- DMC 334 Medium Baby Blue
- DMC 336 Navy Blue
- DMC 322 Dark Baby Blue
- DMC 435 Very Light Brown
- DMC 895 Very Dark Hunter Green
- DMC 777 Very Dark Raspberry
- DMC 801 Dark Coffee Brown
- DMC 434 Light Brown
- DMC 3689 Light Mauve
- DMC 3687 Mauve
- DMC 3688 Medium Mauve
- DMC 436 Tan
- DMC 3347 Medium Yellow Green