Tumbling stripes on the bias

Needlepoint pattern | 140 x 140 stitches | 14 x 14 in (35.6 x 35.6 cm) on 10 mesh | 19 colors



How to stitch it



1. Each square is one tent stitch, up at 1, down at 2. Lines in continental, right to left, the canvas upside down for the next row; wide areas in basketweave.
2. Cut 18 in of thread. Start and end it without a knot left behind.
3. Mark the middle of the canvas. It is the outlined square on page 2, column 70, row 70 (DMC 743): start there. Count threads, not holes.
4. Go on from it: picture first, background last. Gray squares are on two pages: stitch them once.
5. Last, two more rows all round, each stitch in the color it lies beside: the seam hides them.

First time? How to needlepoint: flossfield.com/needlepoint/guides/how-to-start/
How to read a chart: flossfield.com/needlepoint/guides/how-to-read-a-chart/

What you need

Canvas: blank mono canvas, 10 mesh (10 threads to the inch), cut 18.5 in square (47 cm).

Needle: blunt tapestry, size 18. Also masking tape for the cut edges, and small scissors.

Thread: pearl cotton size 3, 19 colors, about 37 skeins in all (an estimate). Stitch with 2 lengths together.

Make it a pillow: backing fabric, an insert the size of the stitching or an inch larger, and cord or piping for the edge. How to finish a pillow.

Thread list, DMC

			stitches	skeins
●	**712**	Cream	1,892	4
■	**3836**	Light Grape	1,680	3
▲	**738**	Very Light Tan	1,574	3
◆	**504**	Very Light Blue Green	1,472	3
▼	**3835**	Medium Grape	1,400	3
★	**604**	Light Cranberry	1,260	3
❖	**503**	Medium Blue Green	1,225	2
X	**154**	Very Dark Grape	1,208	2
H	**3804**	Dark Cyclamen Pink	1,051	2
+	**743**	Medium Yellow	1,050	2
=	**741**	Medium Tangerine	876	2
Z	**3815**	Dark Celadon Green	620	1
A	**436**	Tan	620	1
V	**550**	Very Dark Violet	620	1
T	**915**	Dark Plum	620	1
N	**921**	Copper	620	1
S	**500**	Very Dark Blue Green	604	1
K	**433**	Medium Brown	604	1
E	**919**	Red Copper	604	1

Skeins are estimates, with the two extra rows: the thread a stitch takes on the front and back of 10 mesh canvas, plus 30 percent, rounded up for each color.

Thread colors are approximate screen matches to DMC numbers. Check against real thread before you buy.

For your own stitching, gifts and handmade pieces you sell. Do not resell or share this PDF or copies of it.

Tumbling stripes on the bias Needlepoint pattern

Columns 1 to 74, rows 1 to 74. Start at the red outline

This page is the dark part of the chart



Key

●	**DMC 712** Cream	X	**DMC 154** Very Dark Grape	T	**DMC 915** Dark Plum
■	**DMC 3836** Light Grape	H	**DMC 3804** Dark Cyclamen Pink	N	**DMC 921** Copper
▲	**DMC 738** Very Light Tan	+	**DMC 743** Medium Yellow	S	**DMC 500** Very Dark Blue Green
◆	**DMC 504** Very Light Blue Green	=	**DMC 741** Medium Tangerine	K	**DMC 433** Medium Brown
▼	**DMC 3835** Medium Grape	Z	**DMC 3815** Dark Celadon Green	E	**DMC 919** Red Copper
★	**DMC 604** Light Cranberry	A	**DMC 436** Tan		
❖	**DMC 503** Medium Blue Green	V	**DMC 550** Very Dark Violet		

Tumbling stripes on the bias Needlepoint pattern

Columns 75 to 140, rows 1 to 74. Gray squares: charted already, do not stitch again

This page is the dark part of the chart



Key

- ● **DMC 712** Cream
- ■ **DMC 3836** Light Grape
- ▲ **DMC 738** Very Light Tan
- ◆ **DMC 504** Very Light Blue Green
- ▼ **DMC 3835** Medium Grape
- ★ **DMC 604** Light Cranberry
- ❖ **DMC 503** Medium Blue Green
- X **DMC 154** Very Dark Grape
- H **DMC 3804** Dark Cyclamen Pink
- \+ **DMC 743** Medium Yellow
- = **DMC 741** Medium Tangerine
- Z **DMC 3815** Dark Celadon Green
- A **DMC 436** Tan
- V **DMC 550** Very Dark Violet
- T **DMC 915** Dark Plum
- N **DMC 921** Copper
- S **DMC 500** Very Dark Blue Green
- K **DMC 433** Medium Brown
- E **DMC 919** Red Copper

Tumbling stripes on the bias Needlepoint pattern

Columns 1 to 74, rows 75 to 140. Gray squares: charted already, do not stitch again

This page is the dark part of the chart



Key

- ● **DMC 712** Cream
- ■ **DMC 3836** Light Grape
- ▲ **DMC 738** Very Light Tan
- ◆ **DMC 504** Very Light Blue Green
- ▼ **DMC 3835** Medium Grape
- ★ **DMC 604** Light Cranberry
- ❖ **DMC 503** Medium Blue Green
- X **DMC 154** Very Dark Grape
- H **DMC 3804** Dark Cyclamen Pink
- \+ **DMC 743** Medium Yellow
- = **DMC 741** Medium Tangerine
- Z **DMC 3815** Dark Celadon Green
- V **DMC 550** Very Dark Violet
- T **DMC 915** Dark Plum
- N **DMC 921** Copper
- S **DMC 500** Very Dark Blue Green
- E **DMC 919** Red Copper

Tumbling stripes on the bias Needlepoint pattern

Columns 75 to 140, rows 75 to 140. Gray squares: charted already, do not stitch again

This page is the dark part of the chart



Key

- ● **DMC 712** Cream
- ■ **DMC 3836** Light Grape
- ▲ **DMC 738** Very Light Tan
- ◆ **DMC 504** Very Light Blue Green
- ▼ **DMC 3835** Medium Grape
- ★ **DMC 604** Light Cranberry
- ❖ **DMC 503** Medium Blue Green
- X **DMC 154** Very Dark Grape
- H **DMC 3804** Dark Cyclamen Pink
- Z **DMC 3815** Dark Celadon Green
- A **DMC 436** Tan
- V **DMC 550** Very Dark Violet
- N **DMC 921** Copper
- S **DMC 500** Very Dark Blue Green
- K **DMC 433** Medium Brown
- E **DMC 919** Red Copper