Big woven hearts

Needlepoint pattern | 160 x 160 stitches | 16 x 16 in (40.6 x 40.6 cm) on 10 mesh | 7 colors



How to stitch it



1. Each square is one tent stitch, up at 1, down at 2. Lines in continental, right to left, the canvas upside down for the next row; wide areas in basketweave.
2. Cut 18 in of thread. Start and end it without a knot left behind.
3. Mark the middle of the canvas. It is the outlined square on page 5, column 80, row 80 (DMC 3865): start there. Count threads, not holes.
4. Go on from it: picture first, background last. Gray squares are on two pages: stitch them once.
5. Last, two more rows all round in DMC 321: the seam hides them.

First time? How to needlepoint: flossfield.com/needlepoint/guides/how-to-start/
How to read a chart: flossfield.com/needlepoint/guides/how-to-read-a-chart/

What you need

Canvas: blank mono canvas, 10 mesh (10 threads to the inch), cut 20.5 in square (52.1 cm).

Needle: blunt tapestry, size 18. Also masking tape for the cut edges, and small scissors.

Thread: pearl cotton size 3, 7 colors, about 44 skeins in all (an estimate). Stitch with 2 lengths together.

Make it a pillow: backing fabric, an insert the size of the stitching or an inch larger, and cord or piping for the edge. How to finish a pillow.

Thread list

			stitches	skeins of pearl
●	**DMC 321**	Red	8,300	15
■	**DMC 3865**	Winter White	7,368	12
▲	**DMC 823**	Dark Navy Blue	4,228	7
◆	**DMC 3706**	Medium Melon	4,004	7
▼	**DMC 3708**	Light Melon	644	1
★	**DMC 3752**	Very Light Antique Blue	528	1
❖	**DMC 815**	Medium Garnet	528	1

Skeins are estimates, with the two extra rows: the thread a stitch takes on the front and back of 10 mesh canvas, plus 30 percent, rounded up for each color.

Thread colors are approximate screen matches to DMC numbers. Check against real thread before you buy.

For your own stitching, gifts and handmade pieces you sell. Do not resell or share this PDF or copies of it.

Big woven hearts

Needlepoint pattern

Columns 1 to 84, rows 1 to 69

This page is the dark part of the chart



Key

- **DMC 321** Red
- **DMC 3865** Winter White
- **DMC 823** Dark Navy Blue
- **DMC 3706** Medium Melon
- **DMC 3708** Light Melon
- **DMC 3752** Very Light Antique Blue
- **DMC 815** Medium Garnet

Big woven hearts

Needlepoint pattern

Columns 85 to 160, rows 1 to 69. Gray squares: charted already, do not stitch again

This page is the dark part of the chart



Key

- **DMC 321** Red
- **DMC 3865** Winter White
- **DMC 823** Dark Navy Blue
- **DMC 3706** Medium Melon
- **DMC 3708** Light Melon
- **DMC 3752** Very Light Antique Blue
- **DMC 815** Medium Garnet

Big woven hearts

Needlepoint pattern

Columns 1 to 54, rows 70 to 160. Gray squares: charted already, do not stitch again

This page is the dark part of the chart





Key

- **DMC 321** Red
- **DMC 3865** Winter White
- **DMC 823** Dark Navy Blue
- **DMC 3706** Medium Melon
- **DMC 3708** Light Melon
- **DMC 3752** Very Light Antique Blue
- **DMC 815** Medium Garnet

Big woven hearts

Needlepoint pattern

This page is the dark part of the chart

Columns 55 to 107, rows 70 to 160. Start at the red outline. Gray squares: charted already, do not stitch again



Key

- DMC 321 Red
- DMC 3865 Winter White
- DMC 823 Dark Navy Blue
- DMC 3706 Medium Melon
- DMC 3708 Light Melon
- DMC 3752 Very Light Antique Blue
- DMC 815 Medium Garnet

Big woven hearts

Needlepoint pattern

Columns 108 to 160, rows 70 to 160. Gray squares: charted already, do not stitch again

This page is the dark part of the chart





Key

- **DMC 321** Red
- **DMC 3865** Winter White
- **DMC 823** Dark Navy Blue
- **DMC 3706** Medium Melon
- **DMC 3708** Light Melon
- **DMC 3752** Very Light Antique Blue
- **DMC 815** Medium Garnet