Blue and white apple

Needlepoint pattern | 90 x 90 stitches | 5 x 5 in (12.7 x 12.7 cm) on 18 mesh | 10 colors



How to stitch it



1. Each square is one tent stitch, up at 1, down at 2. Lines in continental, right to left, the canvas upside down for the next row; wide areas in basketweave.
2. Cut 18 in of thread. Start and end it without a knot left behind.
3. Mark the middle of the canvas. It is the outlined square on page 2, column 45, row 45 (DMC 3325): start there. Count threads, not holes.
4. Go on from it: picture first, background last. Gray squares are on two pages: stitch them once.
5. Last, two more rows all round, each stitch in the color it lies beside: the opening's edge hides them.

First time? How to needlepoint: flossfield.com/needlepoint/guides/how-to-start/
How to read a chart: flossfield.com/needlepoint/guides/how-to-read-a-chart/

What you need

Canvas: blank mono canvas, 18 mesh (18 threads to the inch), cut 9.5 in square (24.1 cm).

Needle: blunt tapestry, size 22. Also masking tape for the cut edges, and small scissors.

Thread: six-strand floss, 10 colors, about 12 skeins in all (an estimate). Stitch with 4 strands (5 or 6 if canvas shows).

Fit it into a lid: the box or tray, acid-free board and backing. Measure the opening first.
How to fit it into a lid.

Thread list

			stitches	skeins of floss
●	**DMC BLANC**	White	2,067	2
■	**DMC 797**	Royal Blue	2,045	2
▲	**DMC 336**	Navy Blue	800	1
◆	**DMC 3755**	Baby Blue	715	1
▼	**DMC 3325**	Light Baby Blue	604	1
★	**DMC 3841**	Pale Baby Blue	519	1
❖	**DMC 820**	Very Dark Royal Blue	479	1
X	**DMC 322**	Dark Baby Blue	377	1
H	**DMC 312**	Very Dark Baby Blue	303	1
+	**DMC 939**	Very Dark Navy Blue	191	1

Skeins are estimates, with the two extra rows: the thread a stitch takes on the front and back of 18 mesh canvas, plus 30 percent, rounded up for each color.

Thread colors are approximate screen matches to DMC numbers. Check against real thread before you buy.

For your own stitching, gifts and handmade pieces you sell. Do not resell or share this PDF or copies of it.

Blue and white apple

Needlepoint pattern

Columns 1 to 49, rows 1 to 90. Start at the red outline

This page is the dark part of the chart



Key

- DMC BLANC White
- DMC 797 Royal Blue
- DMC 336 Navy Blue
- DMC 3755 Baby Blue
- DMC 3325 Light Baby Blue
- DMC 3841 Pale Baby Blue
- DMC 820 Very Dark Royal Blue
- DMC 322 Dark Baby Blue
- DMC 312 Very Dark Baby Blue
- DMC 939 Very Dark Navy Blue

Blue and white apple Needlepoint pattern

Columns 50 to 90, rows 1 to 90. Gray squares: charted already, do not stitch again

This page is the dark part of the chart



Key

- DMC BLANC White
- DMC 797 Royal Blue
- DMC 336 Navy Blue
- DMC 3755 Baby Blue
- DMC 3325 Light Baby Blue
- DMC 3841 Pale Baby Blue
- DMC 820 Very Dark Royal Blue
- DMC 322 Dark Baby Blue
- DMC 312 Very Dark Baby Blue
- DMC 939 Very Dark Navy Blue