Blue and white cow jumping over the moon

Needlepoint pattern | 140 x 140 stitches | 14 x 14 in (35.6 x 35.6 cm) on 10 mesh | 6 colors



How to stitch it



1. Each square is one tent stitch, up at 1, down at 2. Lines in continental, right to left, the canvas upside down for the next row; wide areas in basketweave.
2. Cut 18 in of thread. Start and end it without a knot left behind.
3. Mark the middle of the canvas. It is the outlined square on page 2, column 70, row 70 (DMC 823): start there. Count threads, not holes.
4. Go on from it: picture first, background last. Gray squares are on two pages: stitch them once.
5. Last, two more rows all round in DMC 797: the seam hides them.

First time? How to needlepoint: flossfield.com/needlepoint/guides/how-to-start/
How to read a chart: flossfield.com/needlepoint/guides/how-to-read-a-chart/

What you need

Canvas: blank mono canvas, 10 mesh (10 threads to the inch), cut 18.5 in square (47 cm).

Needle: blunt tapestry, size 18. Also masking tape for the cut edges, and small scissors.

Thread: pearl cotton size 3, 6 colors, about 33 skeins in all (an estimate). Stitch with 2 lengths together.

Make it a pillow: backing fabric, an insert the size of the stitching or an inch larger, and cord or piping for the edge. How to finish a pillow.

Thread list

			stitches	skeins of pearl
●	**DMC 823**	Dark Navy Blue	7,180	11
■	**DMC BLANC**	White	5,284	8
▲	**DMC 797**	Royal Blue	4,743	9
◆	**DMC 3325**	Light Baby Blue	992	2
▼	**DMC 3755**	Baby Blue	891	2
★	**DMC 322**	Dark Baby Blue	510	1

Skeins are estimates, with the two extra rows: the thread a stitch takes on the front and back of 10 mesh canvas, plus 30 percent, rounded up for each color.

Thread colors are approximate screen matches to DMC numbers. Check against real thread before you buy.

For your own stitching, gifts and handmade pieces you sell. Do not resell or share this PDF or copies of it.

Blue and white cow jumping over the moon

Columns 1 to 74, rows 1 to 74. Start at the red outline

This page is the dark part of the chart



Key

- **DMC 823** Dark Navy Blue
- **DMC BLANC** White
- **DMC 797** Royal Blue
- **DMC 3325** Light Baby Blue
- **DMC 3755** Baby Blue
- **DMC 322** Dark Baby Blue

Blue and white cow jumping over the moon

Columns 75 to 140, rows 1 to 74. Gray squares: charted already, do not stitch again

This page is the dark part of the chart



Key

- **DMC 823** Dark Navy Blue
- **DMC BLANC** White
- **DMC 797** Royal Blue
- **DMC 3325** Light Baby Blue
- **DMC 3755** Baby Blue
- **DMC 322** Dark Baby Blue

Blue and white cow jumping over the moon

Columns 1 to 74, rows 75 to 140. Gray squares: charted already, do not stitch again

This page is the dark part of the chart



Key

- **DMC 823** Dark Navy Blue
- **DMC BLANC** White
- **DMC 797** Royal Blue
- **DMC 3325** Light Baby Blue
- **DMC 3755** Baby Blue
- **DMC 322** Dark Baby Blue

Blue and white cow jumping over the moon

Columns 75 to 140, rows 75 to 140. Gray squares: charted already, do not stitch again

This page is the dark part of the chart



Key

- **DMC 823** Dark Navy Blue
- **DMC BLANC** White
- **DMC 797** Royal Blue
- **DMC 3325** Light Baby Blue
- **DMC 3755** Baby Blue
- **DMC 322** Dark Baby Blue