Blue and white dice

Needlepoint pattern | 130 x 130 stitches | 10 x 10 in (25.4 x 25.4 cm) on 13 mesh | 7 colors



How to stitch it



1. Each square is one tent stitch, up at 1, down at 2. Lines in continental, right to left, the canvas upside down for the next row; wide areas in basketweave.
2. Cut 18 in of thread. Start and end it without a knot left behind.
3. Mark the middle of the canvas. It is the outlined square on page 2, column 65, row 65 (DMC 797): start there. Count threads, not holes.
4. Go on from it: picture first, background last. Gray squares are on two pages: stitch them once.
5. Last, two more rows all round in DMC 820: the seam hides them.

First time? How to needlepoint: flossfield.com/needlepoint/guides/how-to-start/
How to read a chart: flossfield.com/needlepoint/guides/how-to-read-a-chart/

What you need

Canvas: blank mono canvas, 13 mesh (13 threads to the inch), cut 14.5 in square (36.8 cm).

Needle: blunt tapestry, size 20. Also masking tape for the cut edges, and small scissors.

Thread: six-strand floss, 7 colors, about 30 skeins in all (an estimate). Stitch with 7 strands (8 if canvas shows).

Make it a pillow: backing fabric, an insert the size of the stitching or an inch larger, and cord or piping for the edge. How to finish a pillow.

Thread list

			stitches	skeins of floss
●	**DMC 797**	Royal Blue	7,030	11
■	**DMC BLANC**	White	3,192	5
▲	**DMC 820**	Very Dark Royal Blue	2,908	6
◆	**DMC 3841**	Pale Baby Blue	1,526	3
▼	**DMC 3755**	Baby Blue	1,134	2
★	**DMC 322**	Dark Baby Blue	904	2
❖	**DMC 3325**	Light Baby Blue	206	1

Skeins are estimates, with the two extra rows: the thread a stitch takes on the front and back of 13 mesh canvas, plus 30 percent, rounded up for each color.

Thread colors are approximate screen matches to DMC numbers. Check against real thread before you buy.

For your own stitching, gifts and handmade pieces you sell. Do not resell or share this PDF or copies of it.

Blue and white dice Needlepoint pattern

Columns 1 to 69, rows 1 to 69. Start at the red outline

This page is the dark part of the chart



Key

- DMC 797 Royal Blue
- DMC BLANC White
- DMC 820 Very Dark Royal Blue
- DMC 3841 Pale Baby Blue
- DMC 3755 Baby Blue
- DMC 322 Dark Baby Blue
- DMC 3325 Light Baby Blue

Blue and white dice Needlepoint pattern

Columns 70 to 130, rows 1 to 69. Gray squares: charted already, do not stitch again

This page is the dark part of the chart



Key

- **DMC 797** Royal Blue
- **DMC BLANC** White
- **DMC 820** Very Dark Royal Blue
- **DMC 3841** Pale Baby Blue
- **DMC 3755** Baby Blue
- **DMC 322** Dark Baby Blue
- **DMC 3325** Light Baby Blue

Blue and white dice Needlepoint pattern

Columns 1 to 69, rows 70 to 130. Gray squares: charted already, do not stitch again

This page is the dark part of the chart



Key

- **DMC 797** Royal Blue
- **DMC BLANC** White
- **DMC 820** Very Dark Royal Blue
- **DMC 3841** Pale Baby Blue
- **DMC 3755** Baby Blue
- **DMC 322** Dark Baby Blue
- **DMC 3325** Light Baby Blue

Blue and white dice Needlepoint pattern

Columns 70 to 130, rows 70 to 130. Gray squares: charted already, do not stitch again

This page is the dark part of the chart



Key

- **DMC 797** Royal Blue
- **DMC BLANC** White
- **DMC 820** Very Dark Royal Blue
- **DMC 3841** Pale Baby Blue
- **DMC 3755** Baby Blue
- **DMC 322** Dark Baby Blue
- **DMC 3325** Light Baby Blue