Blue and white disco ball moon

Needlepoint pattern | 90 x 126 stitches | 5 x 7 in (12.7 x 17.8 cm) on 18 mesh | 12 colors



How to stitch it



1. Each square is one tent stitch, up at 1, down at 2. Lines in continental, right to left, the canvas upside down for the next row; wide areas in basketweave.
2. Cut 18 in of thread. Start and end it without a knot left behind.
3. Mark the middle of the canvas. It is the outlined square on page 2, column 45, row 63 (DMC 939): start there. Count threads, not holes.
4. Go on from it: picture first, background last. Gray squares are on two pages: stitch them once.
5. When it is done, block it square.

First time? How to needlepoint: flossfield.com/needlepoint/guides/how-to-start/
How to read a chart: flossfield.com/needlepoint/guides/how-to-read-a-chart/

What you need

Canvas: blank mono canvas, 18 mesh (18 threads to the inch), cut 9 in wide x 11 in high (22.9 x 27.9 cm).

Needle: blunt tapestry, size 22. Also masking tape for the cut edges, and small scissors.

Thread: six-strand floss, 12 colors, about 16 skeins in all (an estimate). Stitch with 4 strands (5 or 6 if canvas shows).

Frame it: acid-free board and a frame.
How to frame needlepoint.

Thread list, DMC

			stitches	skeins
●	**939**	Very Dark Navy Blue	2,102	2
■	**336**	Navy Blue	1,545	2
▲	**823**	Dark Navy Blue	1,429	2
◆	**3325**	Light Baby Blue	1,316	2
▼	**3755**	Baby Blue	1,001	1
★	**803**	Ultra Very Dark Baby Blue	885	1
❖	**BLANC**	White	731	1
X	**334**	Medium Baby Blue	559	1
H	**775**	Very Light Baby Blue	552	1
+	**825**	Dark Blue	523	1
=	**312**	Very Dark Baby Blue	401	1
Z	**322**	Dark Baby Blue	296	1

Skeins are estimates: the thread a stitch takes on the front and back of 18 mesh canvas, plus 30 percent, rounded up for each color.
Thread colors are approximate screen matches to DMC numbers. Check against real thread before you buy.
For your own stitching, gifts and handmade pieces you sell. Do not resell or share this PDF or copies of it.

Blue and white disco ball moon

Needlepoint pattern

Columns 1 to 90, rows 1 to 67. Start at the red outline

This page is the dark part of the chart



Key

- **DMC 939** Very Dark Navy Blue
- **DMC 336** Navy Blue
- **DMC 823** Dark Navy Blue
- **DMC 3325** Light Baby Blue
- **DMC 3755** Baby Blue
- **DMC 803** Ultra Very Dark Baby Blue
- **DMC BLANC** White
- **DMC 334** Medium Baby Blue
- **DMC 775** Very Light Baby Blue
- **DMC 825** Dark Blue
- **DMC 312** Very Dark Baby Blue
- **DMC 322** Dark Baby Blue

Blue and white disco ball moon

Needlepoint pattern

Columns 1 to 90, rows 68 to 126. Gray squares: charted already, do not stitch again

This page is the dark part of the chart



Key

- **DMC 939** Very Dark Navy Blue
- **DMC 336** Navy Blue
- **DMC 823** Dark Navy Blue
- **DMC 3325** Light Baby Blue
- **DMC 3755** Baby Blue
- **DMC 803** Ultra Very Dark Baby Blue
- **DMC BLANC** White
- **DMC 334** Medium Baby Blue
- **DMC 775** Very Light Baby Blue
- **DMC 312** Very Dark Baby Blue
- **DMC 322** Dark Baby Blue