Blue and white moving boxes

Needlepoint pattern | 90 x 90 stitches | 5 x 5 in (12.7 x 12.7 cm) on 18 mesh | 10 colors



How to stitch it



1. Each square is one tent stitch, up at 1, down at 2. Lines in continental, right to left, the canvas upside down for the next row; wide areas in basketweave.
2. Cut 18 in of thread. Start and end it without a knot left behind.
3. Mark the middle of the canvas. It is the outlined square on page 2, column 45, row 45 (DMC 823): start there. Count threads, not holes.
4. Go on from it: picture first, background last. Gray squares are on two pages: stitch them once.
5. Last, two more rows all round in DMC 823: the opening's edge hides them.

First time? How to needlepoint: flossfield.com/needlepoint/guides/how-to-start/
How to read a chart: flossfield.com/needlepoint/guides/how-to-read-a-chart/

What you need

Canvas: blank mono canvas, 18 mesh (18 threads to the inch), cut 9.5 in square (24.1 cm).

Needle: blunt tapestry, size 22. Also masking tape for the cut edges, and small scissors.

Thread: six-strand floss, 10 colors, about 13 skeins in all (an estimate). Stitch with 4 strands (5 or 6 if canvas shows).

Fit it into a lid: the box or tray, acid-free board and backing. Measure the opening first.
How to fit it into a lid.

Thread list

			stitches	skeins of floss
●	**DMC 823**	Dark Navy Blue	2,307	3
■	**DMC BLANC**	White	1,789	2
▲	**DMC 162**	Ultra Very Light Blue	1,209	1
◆	**DMC 797**	Royal Blue	828	1
▼	**DMC 3325**	Light Baby Blue	647	1
★	**DMC 3755**	Baby Blue	618	1
❖	**DMC 322**	Dark Baby Blue	446	1
X	**DMC 939**	Very Dark Navy Blue	140	1
H	**DMC 725**	Medium Light Topaz	59	1
+	**DMC 783**	Medium Topaz	57	1

Skeins are estimates, with the two extra rows: the thread a stitch takes on the front and back of 18 mesh canvas, plus 30 percent, rounded up for each color.

Thread colors are approximate screen matches to DMC numbers. Check against real thread before you buy.

For your own stitching, gifts and handmade pieces you sell. Do not resell or share this PDF or copies of it.

Blue and white moving boxes Needlepoint pattern

Columns 1 to 49, rows 1 to 90. Start at the red outline

This page is the dark part of the chart

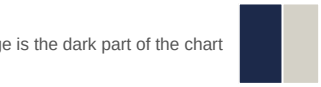



Key

- DMC 823 Dark Navy Blue
- DMC BLANC White
- DMC 162 Ultra Very Light Blue
- DMC 797 Royal Blue
- DMC 3325 Light Baby Blue
- DMC 3755 Baby Blue
- DMC 322 Dark Baby Blue
- DMC 939 Very Dark Navy Blue
- DMC 725 Medium Light Topaz

Blue and white moving boxes Needlepoint pattern

Columns 50 to 90, rows 1 to 90. Gray squares: charted already, do not stitch again

This page is the dark part of the chart

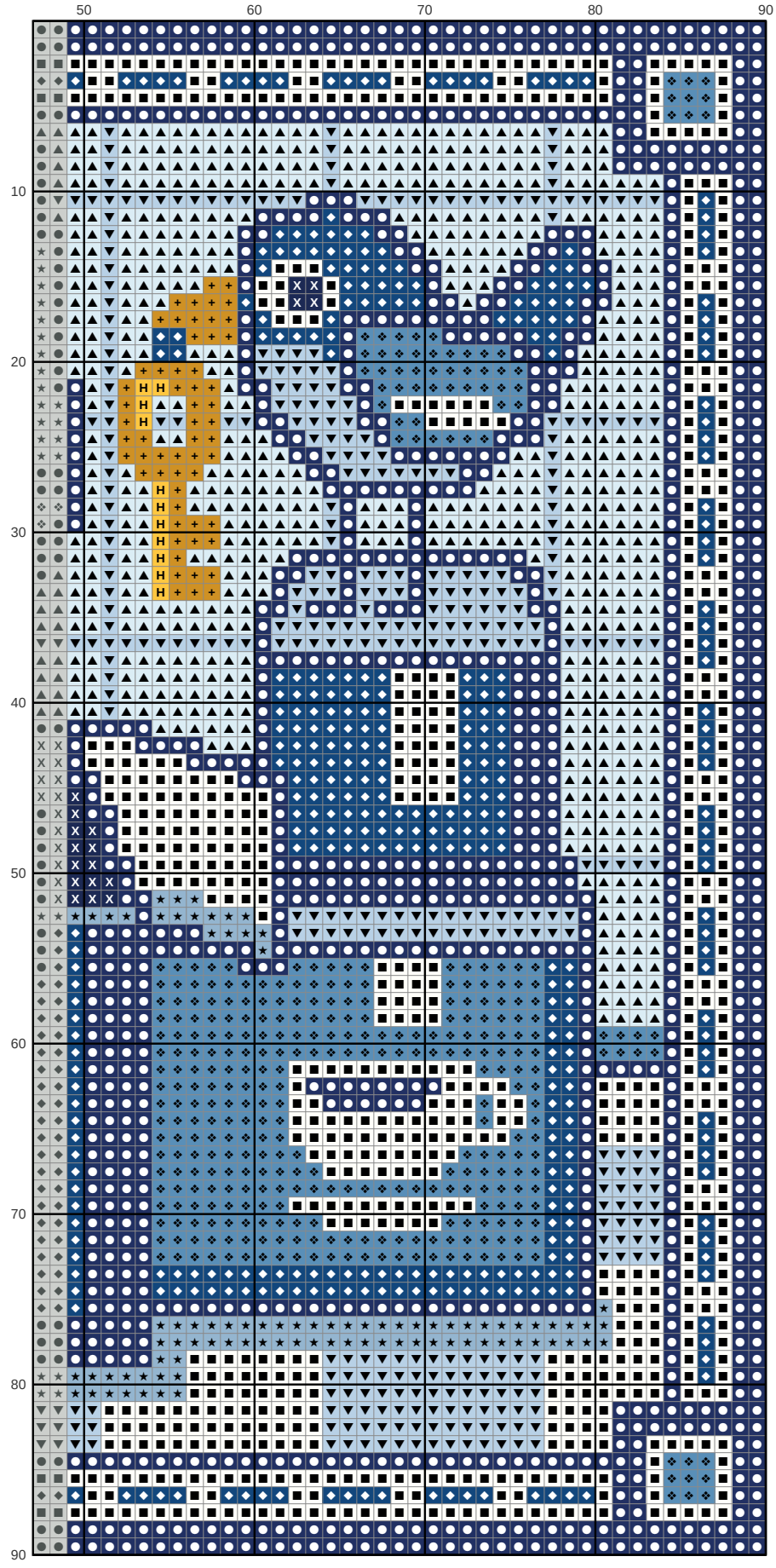

Key

- **DMC 823** Dark Navy Blue
- **DMC BLANC** White
- **DMC 162** Ultra Very Light Blue
- **DMC 797** Royal Blue
- **DMC 3325** Light Baby Blue
- **DMC 3755** Baby Blue
- **DMC 322** Dark Baby Blue
- **DMC 939** Very Dark Navy Blue
- **DMC 725** Medium Light Topaz
- **DMC 783** Medium Topaz