Blue and white Secret Garden door

Needlepoint pattern | 90 x 126 stitches | 5 x 7 in (12.7 x 17.8 cm) on 18 mesh | 14 colors



How to stitch it



1. Each square is one tent stitch, up at 1, down at 2. Lines in continental, right to left, the canvas upside down for the next row; wide areas in basketweave.
2. Cut 18 in of thread. Start and end it without a knot left behind.
3. Mark the middle of the canvas. It is the outlined square on page 2, column 45, row 63 (DMC BLANC): start there. Count threads, not holes.
4. Go on from it: picture first, background last. Gray squares are on two pages: stitch them once.
5. When it is done, block it square.

First time? How to needlepoint: flossfield.com/needlepoint/guides/how-to-start/
How to read a chart: flossfield.com/needlepoint/guides/how-to-read-a-chart/

What you need

Canvas: blank mono canvas, 18 mesh (18 threads to the inch), cut 9 in wide x 11 in high (22.9 x 27.9 cm).

Needle: blunt tapestry, size 22. Also masking tape for the cut edges, and small scissors.

Thread: six-strand floss, 14 colors, about 17 skeins in all (an estimate). Stitch with 4 strands (5 or 6 if canvas shows).

Frame it: acid-free board and a frame.
How to frame needlepoint.

Thread list, DMC

			stitches	skeins
●	**823**	Dark Navy Blue	1,989	2
■	**939**	Very Dark Navy Blue	1,789	2
▲	**BLANC**	White	1,612	2
◆	**336**	Navy Blue	1,137	1
▼	**931**	Medium Antique Blue	756	1
★	**930**	Dark Antique Blue	712	1
❖	**312**	Very Dark Baby Blue	701	1
X	**3325**	Light Baby Blue	692	1
H	**3841**	Pale Baby Blue	671	1
+	**334**	Medium Baby Blue	556	1
=	**932**	Light Antique Blue	306	1
Z	**3750**	Very Dark Antique Blue	219	1
A	**3752**	Very Light Antique Blue	124	1
V	**3753**	Ultra Very Light Antique Blue	76	1

Skeins are estimates: the thread a stitch takes on the front and back of 18 mesh canvas, plus 30 percent, rounded up for each color.
Thread colors are approximate screen matches to DMC numbers. Check against real thread before you buy.
For your own stitching, gifts and handmade pieces you sell. Do not resell or share this PDF or copies of it.

Blue and white Secret Garden door

Needlepoint pattern

Columns 1 to 90, rows 1 to 67. Start at the red outline

This page is the dark part of the chart



Key

- **DMC 823** Dark Navy Blue
- **DMC 939** Very Dark Navy Blue
- **DMC BLANC** White
- **DMC 336** Navy Blue
- **DMC 931** Medium Antique Blue
- **DMC 930** Dark Antique Blue
- **DMC 312** Very Dark Baby Blue
- **DMC 3325** Light Baby Blue
- **DMC 3841** Pale Baby Blue
- **DMC 334** Medium Baby Blue
- **DMC 932** Light Antique Blue
- **DMC 3750** Very Dark Antique Blue
- **DMC 3752** Very Light Antique Blue
- **DMC 3753** Ultra Very Light Antique Blue

Blue and white Secret Garden door

Needlepoint pattern

Columns 1 to 90, rows 68 to 126. Gray squares: charted already, do not stitch again

This page is the dark part of the chart



Key

- **DMC 823** Dark Navy Blue
- **DMC 939** Very Dark Navy Blue
- **DMC BLANC** White
- **DMC 336** Navy Blue
- **DMC 931** Medium Antique Blue
- **DMC 930** Dark Antique Blue
- **DMC 312** Very Dark Baby Blue
- **DMC 3325** Light Baby Blue
- **DMC 3841** Pale Baby Blue
- **DMC 334** Medium Baby Blue
- **DMC 932** Light Antique Blue
- **DMC 3750** Very Dark Antique Blue
- **DMC 3752** Very Light Antique Blue
- **DMC 3753** Ultra Very Light Antique Blue