Blue and white street lamp in snow

Needlepoint pattern | 90 x 126 stitches | 5 x 7 in (12.7 x 17.8 cm) on 18 mesh | 9 colors



How to stitch it



1. Each square is one tent stitch, up at 1, down at 2. Lines in continental, right to left, the canvas upside down for the next row; wide areas in basketweave.
2. Cut 18 in of thread. Start and end it without a knot left behind.
3. Mark the middle of the canvas. It is the outlined square on page 2, column 45, row 63 (DMC 322): start there. Count threads, not holes.
4. Go on from it: picture first, background last. Gray squares are on two pages: stitch them once.
5. When it is done, block it square.

First time? How to needlepoint: flossfield.com/needlepoint/guides/how-to-start/
How to read a chart: flossfield.com/needlepoint/guides/how-to-read-a-chart/

What you need

Canvas: blank mono canvas, 18 mesh (18 threads to the inch), cut 9 in wide x 11 in high (22.9 x 27.9 cm).

Needle: blunt tapestry, size 22. Also masking tape for the cut edges, and small scissors.

Thread: six-strand floss, 9 colors, about 14 skeins in all (an estimate). Stitch with 4 strands (5 or 6 if canvas shows).

Frame it: acid-free board and a frame.
How to frame needlepoint.

Thread list

			stitches	skeins of floss
●	**DMC 797**	Royal Blue	2,380	2
■	**DMC 939**	Very Dark Navy Blue	1,807	2
▲	**DMC BLANC**	White	1,624	2
◆	**DMC 823**	Dark Navy Blue	1,496	2
▼	**DMC 798**	Dark Delft Blue	1,435	2
★	**DMC 322**	Dark Baby Blue	782	1
❖	**DMC 775**	Very Light Baby Blue	716	1
X	**DMC 3325**	Light Baby Blue	662	1
H	**DMC 3755**	Baby Blue	438	1

Skeins are estimates: the thread a stitch takes on the front and back of 18 mesh canvas, plus 30 percent, rounded up for each color.
Thread colors are approximate screen matches to DMC numbers. Check against real thread before you buy.
For your own stitching, gifts and handmade pieces you sell. Do not resell or share this PDF or copies of it.

Blue and white street lamp in snow

Needlepoint pattern

Columns 1 to 90, rows 1 to 67. Start at the red outline

This page is the dark part of the chart



Key

- **DMC 797** Royal Blue
- **DMC 939** Very Dark Navy Blue
- **DMC BLANC** White
- **DMC 823** Dark Navy Blue
- **DMC 798** Dark Delft Blue
- **DMC 322** Dark Baby Blue
- **DMC 775** Very Light Baby Blue
- **DMC 3325** Light Baby Blue
- **DMC 3755** Baby Blue

Blue and white street lamp in snow Needlepoint pattern

Columns 1 to 90, rows 68 to 126. Gray squares: charted already, do not stitch again

This page is the dark part of the chart



Key

- **DMC 797** Royal Blue
- **DMC 939** Very Dark Navy Blue
- **DMC BLANC** White
- **DMC 798** Dark Delft Blue
- **DMC 322** Dark Baby Blue
- **DMC 775** Very Light Baby Blue
- **DMC 3325** Light Baby Blue
- **DMC 3755** Baby Blue