Adult coloring book paisley and flowers

Needlepoint pattern | 140 x 140 stitches | 14 x 14 in (35.6 x 35.6 cm) on 10 mesh | 23 colors



How to stitch it



1. Each square is one tent stitch, up at 1, down at 2. Lines in continental, right to left, the canvas upside down for the next row; wide areas in basketweave.
2. Cut 18 in of thread. Start and end it without a knot left behind.
3. Mark the middle of the canvas. It is the outlined square on page 2, column 70, row 70 (DMC 605): start there. Count threads, not holes.
4. Go on from it: picture first, background last. Gray squares are on two pages: stitch them once.
5. Last, two more rows all round, each stitch in the color it lies beside: the seam hides them.

First time? How to needlepoint: flossfield.com/needlepoint/guides/how-to-start/
How to read a chart: flossfield.com/needlepoint/guides/how-to-read-a-chart/

What you need

Canvas: blank mono canvas, 10 mesh (10 threads to the inch), cut 18.5 in square (47 cm).

Needle: blunt tapestry, size 18. Also masking tape for the cut edges, and small scissors.

Thread: pearl cotton size 3, 23 colors, about 44 skeins in all (an estimate). Stitch with 2 lengths together.

Make it a pillow: backing fabric, an insert the size of the stitching or an inch larger, and cord or piping for the edge. How to finish a pillow.

Thread list, DMC

			stitches	skeins
●	BLANC	White	5,354	9
■	598	Light Turquoise	3,847	7
▲	310	Black	3,082	5
◆	915	Dark Plum	891	2
▼	743	Medium Yellow	852	2
★	745	Light Pale Yellow	717	2
❖	741	Medium Tangerine	511	1
X	3811	Very Light Turquoise	431	1
H	918	Dark Red Copper	419	1
+	601	Dark Cranberry	412	1
=	3765	Very Dark Peacock Blue	353	1
Z	3806	Light Cyclamen Pink	339	1
A	3844	Dark Bright Turquoise	304	1
V	208	Very Dark Lavender	293	1
T	946	Medium Burnt Orange	292	1
N	210	Medium Lavender	291	1
S	704	Bright Chartreuse	254	1
K	699	Green	229	1
E	605	Very Light Cranberry	227	1
C	415	Pearl Gray	221	1
P	550	Very Dark Violet	207	1
U	211	Light Lavender	61	1
L	435	Very Light Brown	13	1

Skeins are estimates, with the two extra rows: the thread a stitch takes on the front and back of 10 mesh canvas, plus 30 percent, rounded up for each color.

Thread colors are approximate screen matches to DMC numbers. Check against real thread before you buy.

For your own stitching, gifts and handmade pieces you sell. Do not resell or share this PDF or copies of it.

Adult coloring book paisley and flowers

Needlepoint pattern

Columns 1 to 70, rows 1 to 70. Start at the red outline

This page is the dark part of the chart



Key

- ■ **DMC 598** Light Turquoise
- ▲ **DMC 310** Black
- ◆ **DMC 915** Dark Plum
- ▼ **DMC 743** Medium Yellow
- ★ **DMC 745** Light Pale Yellow
- ❖ **DMC 741** Medium Tangerine
- X **DMC 3811** Very Light Turquoise
- H **DMC 918** Dark Red Copper
- \+ **DMC 601** Dark Cranberry
- Z **DMC 3806** Light Cyclamen Pink
- A **DMC 3844** Dark Bright Turquoise
- V **DMC 208** Very Dark Lavender
- T **DMC 946** Medium Burnt Orange
- N **DMC 210** Medium Lavender
- S **DMC 704** Bright Chartreuse
- K **DMC 699** Green
- E **DMC 605** Very Light Cranberry
- P **DMC 550** Very Dark Violet
- U **DMC 211** Light Lavender

Adult coloring book paisley and flowers Needlepoint pattern

Columns 71 to 140, rows 1 to 70. Gray squares: charted already, do not stitch again

This page is the dark part of the chart



Key

- ● **DMC BLANC** White
- ■ **DMC 598** Light Turquoise
- ▲ **DMC 310** Black
- ◆ **DMC 915** Dark Plum
- ▼ **DMC 743** Medium Yellow
- ★ **DMC 745** Light Pale Yellow
- ❖ **DMC 741** Medium Tangerine
- X **DMC 3811** Very Light Turquoise
- H **DMC 918** Dark Red Copper
- \+ **DMC 601** Dark Cranberry
- Z **DMC 3806** Light Cyclamen Pink
- V **DMC 208** Very Dark Lavender
- T **DMC 946** Medium Burnt Orange
- N **DMC 210** Medium Lavender
- S **DMC 704** Bright Chartreuse
- K **DMC 699** Green
- E **DMC 605** Very Light Cranberry
- P **DMC 550** Very Dark Violet

Adult coloring book paisley and flowers Needlepoint pattern

Columns 1 to 70, rows 71 to 140. Gray squares: charted already, do not stitch again

This page is the dark part of the chart



Key

- ● **DMC BLANC** White
- ■ **DMC 598** Light Turquoise
- ▲ **DMC 310** Black
- ◆ **DMC 915** Dark Plum
- ▼ **DMC 743** Medium Yellow
- ★ **DMC 745** Light Pale Yellow
- ❖ **DMC 741** Medium Tangerine
- X **DMC 3811** Very Light Turquoise
- H **DMC 918** Dark Red Copper
- \+ **DMC 601** Dark Cranberry
- = **DMC 3765** Very Dark Peacock Blue
- A **DMC 3844** Dark Bright Turquoise
- T **DMC 946** Medium Burnt Orange
- S **DMC 704** Bright Chartreuse
- K **DMC 699** Green
- E **DMC 605** Very Light Cranberry

Adult coloring book paisley and flowers

Needlepoint pattern

This page is the dark part of the chart



Columns 71 to 140, rows 71 to 140. Gray squares: charted already, do not stitch again



Key

- ● **DMC BLANC** White
- ■ **DMC 598** Light Turquoise
- ▲ **DMC 310** Black
- ▼ **DMC 743** Medium Yellow
- ★ **DMC 745** Light Pale Yellow
- ❖ **DMC 741** Medium Tangerine
- \+ **DMC 601** Dark Cranberry
- = **DMC 3765** Very Dark Peacock Blue
- A **DMC 3844** Dark Bright Turquoise
- E **DMC 605** Very Light Cranberry
- C **DMC 415** Pearl Gray
- L **DMC 435** Very Light Brown