L'dor v'dor, grape vine and snail

Needlepoint pattern | 194 x 158 stitches | 14.9 x 12.2 in (37.9 x 30.9 cm) on 13 mesh | 24 colors



How to stitch it



1. Each square is one tent stitch, up at 1, down at 2. Lines in continental, right to left, the canvas upside down for the next row; wide areas in basketweave.
2. Cut 18 in of thread. Start and end it without a knot left behind.
3. Mark the middle of the canvas. It is the outlined square on page 5, column 97, row 79 (DMC 3841): start there. Count threads, not holes.
4. Go on from it: picture first, background last. Gray squares are on two pages: stitch them once.
5. Last, two more rows all round in DMC 3841: the seam hides them.

First time? How to needlepoint: flossfield.com/needlepoint/guides/how-to-start/
How to read a chart: flossfield.com/needlepoint/guides/how-to-read-a-chart/

What you need

Canvas: blank mono canvas, 13 mesh (13 threads to the inch), cut 19.5 in wide x 16.5 in high (49.5 x 41.9 cm).

Needle: blunt tapestry, size 20. Also masking tape for the cut edges, and small scissors.

Thread: six-strand floss, 24 colors, about 62 skeins in all (an estimate). Stitch with 7 strands (8 if canvas shows).

Make it a pillow: backing fabric, an insert the size of the stitching or an inch larger, and cord or piping for the edge. How to finish a pillow.

Thread list, DMC

			stitches	skeins
●	**3841**	Pale Baby Blue	20,944	33
■	**939**	Very Dark Navy Blue	2,933	5
▲	**3834**	Dark Grape	1,158	2
◆	**469**	Avocado Green	724	2
▼	**920**	Medium Copper	665	1
★	**729**	Medium Old Gold	639	1
❖	**801**	Dark Coffee Brown	513	1
X	**434**	Light Brown	453	1
H	**154**	Very Dark Grape	432	1
+	**471**	Very Light Avocado Green	338	1
=	**336**	Navy Blue	217	1
Z	**936**	Very Dark Avocado Green	215	1
A	**470**	Light Avocado Green	192	1
V	**792**	Dark Cornflower Blue	184	1
T	**435**	Very Light Brown	168	1
N	**3835**	Medium Grape	165	1
S	**3348**	Light Yellow Green	144	1
K	**921**	Copper	136	1
E	**3853**	Dark Autumn Gold	112	1
C	**472**	Ultra Light Avocado Green	90	1
P	**793**	Medium Cornflower Blue	86	1
U	**3836**	Light Grape	73	1
L	**677**	Very Light Old Gold	51	1
2	**153**	Very Light Violet	20	1

Skeins are estimates, with the two extra rows: the thread a stitch takes on the front and back of 13 mesh canvas, plus 30 percent, rounded up for each color.

Thread colors are approximate screen matches to DMC numbers. Check against real thread before you buy.

For your own stitching, gifts and handmade pieces you sell. Do not resell or share this PDF or copies of it.

L'dor v'dor, grape vine and snail

Needlepoint pattern

Columns 1 to 97, rows 1 to 69

This page is the dark part of the chart



L'dor v'dor, grape vine and snail

Needlepoint pattern

Columns 98 to 194, rows 1 to 69. Gray squares: charted already, do not stitch again

This page is the dark part of the chart



L'dor v'dor, grape vine and snail Needlepoint pattern

This page is the dark part of the chart

Columns 1 to 65, rows 70 to 158. Gray squares: charted already, do not stitch again

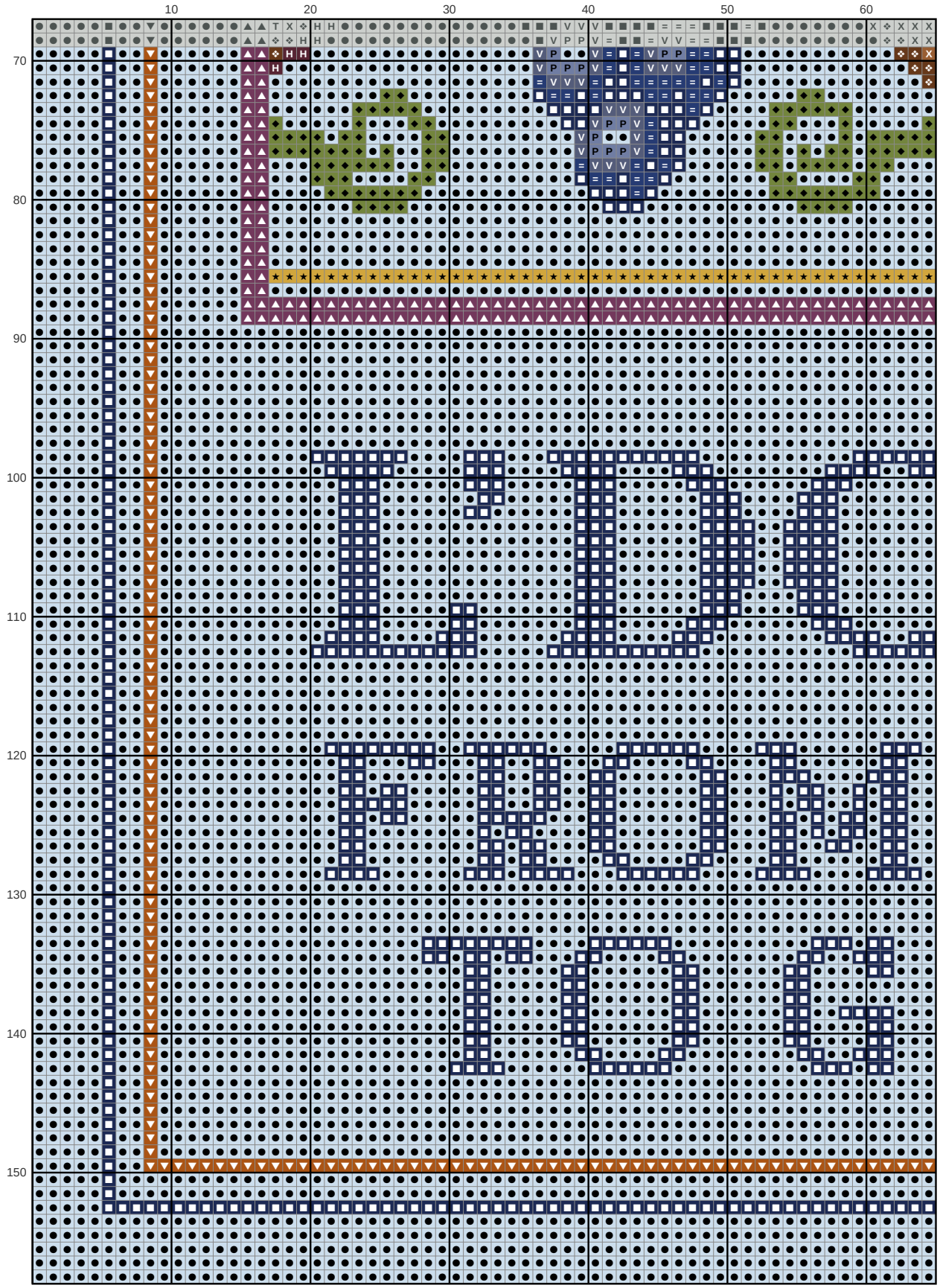

L'dor v'dor, grape vine and snail

Needlepoint pattern

This page is the dark part of the chart

Columns 66 to 130, rows 70 to 158. Start at the red outline. Gray squares: charted already, do not stitch again



L'dor v'dor, grape vine and snail

Needlepoint pattern

This page is the dark part of the chart

Columns 131 to 194, rows 70 to 158. Gray squares: charted already, do not stitch again

