Chili pepper stocking in red and green

Needlepoint pattern | 143 x 234 stitches | 11 x 18 in (27.9 x 45.7 cm) on 13 mesh | 23 colors



How to read the chart



1. Each square is one tent stitch, up at 1, down at 2: basketweave for the background, continental for lines.
2. Bind the edges. Cut 18 in of thread; start and end it without a knot left behind.
3. Mark the middle of the canvas. It is the outlined square on page 3 (DMC 3811): start there. Count threads, not holes.
4. Go on with whatever touches it, background as you go. Gray squares are on two pages: stitch them once. Empty squares stay bare.
5. A heavier line stands every ten squares: count by them.
6. When it is done, a finisher blocks it and sews it up.

The dashed box on the cuff is the place for a name, and the two red marks are its middle: type one on the pattern's page to have it charted.

flossfield.com/needlepoint/guides/how-to-read-a-chart/

You will need

Canvas: blank mono canvas, 13 mesh (13 threads to the inch), cut 15 x 22 in (38.1 x 55.9 cm).

Needle: tapestry, size 20. Also masking tape for the cut edges, and small scissors.

Thread: six-strand floss, 7 strands in the needle, six of one length and one of the next (8 if canvas shows), about 47 skeins in all (an estimate).

Make it a stocking: backing and lining fabric, cord or piping, and a loop. Stitch two extra rows all round, carrying the colors of the edge on: the seam takes them. Finishers ask for stockings months before Christmas: ask yours before the edge whether they want more rows, and stitch a name first. With those rows, each stitch in the color it lies beside, it takes 13 skeins of DMC 3811, not 12; 3 of DMC 747, not 2.
How to finish a stocking.

Thread list, DMC

			stitches	skeins
●	3811	Very Light Turquoise	7,733	12
■	904	Very Dark Parrot Green	2,623	4
▲	500	Very Dark Blue Green	1,595	3
◆	747	Very Light Sky Blue	1,327	2
▼	666	Bright Red	1,006	2
★	817	Very Dark Coral Red	945	2
❖	433	Medium Brown	844	2
X	906	Medium Parrot Green	841	2
O	501	Dark Blue Green	839	2
+	436	Tan	794	2
=	3865	Winter White	751	2
Z	720	Dark Orange Spice	482	1
A	3345	Dark Hunter Green	445	1
V	740	Tangerine	442	1
T	814	Dark Garnet	439	1
N	503	Medium Blue Green	415	1
S	738	Very Light Tan	393	1
K	472	Ultra Light Avocado Green	346	1
E	704	Bright Chartreuse	274	1
C	742	Light Tangerine	179	1
P	352	Light Coral	146	1
U	3371	Black Brown	36	1
L	902	Very Dark Garnet	25	1

Skeins are estimates: the thread a stitch takes on the front and back of 13 mesh canvas, plus 30 percent, rounded up for each color.
Thread colors are approximate screen matches to DMC numbers. Check against real thread before you buy.
For your own stitching, gifts and handmade pieces you sell. Do not resell or share this PDF or copies of it.

Chili pepper stocking in red and green

Needlepoint pattern

Chart 1 of 4: columns 62 to 143, rows 1 to 71

This page is the dark part of the chart



Key

- **DMC 3811** Very Light Turquoise
- **DMC 904** Very Dark Parrot Green
- **DMC 500** Very Dark Blue Green
- **DMC 747** Very Light Sky Blue
- **DMC 666** Bright Red
- **DMC 817** Very Dark Coral Red
- **DMC 433** Medium Brown
- **X** **DMC 906** Medium Parrot Green
- **O** **DMC 501** Dark Blue Green
- **+** **DMC 436** Tan
- **=** **DMC 3865** Winter White
- **Z** **DMC 720** Dark Orange Spice
- **A** **DMC 3345** Dark Hunter Green
- **V** **DMC 740** Tangerine
- **T** **DMC 814** Dark Garnet
- **N** **DMC 503** Medium Blue Green
- **S** **DMC 738** Very Light Tan
- **K** **DMC 472** Ultra Light Avocado Green
- **C** **DMC 742** Light Tangerine
- **P** **DMC 352** Light Coral

Chili pepper stocking in red and green

Needlepoint pattern

This page is the dark part of the chart

Chart 2 of 4: columns 61 to 143, rows 72 to 140. Start at the red outline. Gray squares repeat rows 70 and 71: do not stitch them twice



Key

- DMC 3811 Very Light Turquoise
- DMC 904
- DMC 500 Very Dark Blue Green
- DMC 747 Very Light Sky Blue
- DMC 666 Bright Red
- DMC 817 Very Dark Coral Red
- DMC 433 Medium Brown
- DMC 906 Medium Parrot Green
- DMC 501 Dark Blue Green
- DMC 436 Tan
- DMC 3865 Winter White
- DMC 720 Dark Orange Spice
- DMC 3345 Dark Hunter Green
- DMC 740 Tangerine
- DMC 814 Dark Garnet
- DMC 503 Medium Blue Green
- DMC 738 Very Light Tan
- DMC 472
- DMC 704 Bright Chartreuse
- DMC 742 Light Tangerine
- DMC 352 Light Coral
- DMC 902 Very Dark Garnet

Chili pepper stocking in red and green

Needlepoint pattern

This page is the dark part of the chart

Chart 3 of 4: columns 1 to 72, rows 141 to 234. Gray squares repeat rows 139 and 140: do not stitch them twice



Chili pepper stocking in red and green

Needlepoint pattern

This page is the dark part of the chart

Chart 4 of 4: columns 73 to 143, rows 141 to 234. Gray squares repeat columns 71 and 72 and rows 139 and 140: do not stitch them twice

