Women's mule shoes with lemons

Needlepoint pattern | 216 x 108 stitches | all pieces 12 x 6 in (30.5 x 15.2 cm) on 18 mesh | 18 colors



Thread key, DMC

			stitches	yards	skeins
●	**3766**	Light Peacock Blue	6,914	48	6
■	**307**	Lemon	1,902	14	2
▲	**3078**	Very Light Golden Yellow	1,034	8	1
◆	**470**	Light Avocado Green	977	7	1
▼	**987**	Dark Forest Green	806	6	1
★	**BLANC**	White	643	5	1
❖	**472**	Ultra Light Avocado Green	585	5	1
X	**726**	Light Topaz	553	4	1
O	**3031**	Very Dark Mocha Brown	495	4	1
+	**340**	Medium Blue Violet	419	3	1
=	**828**	Ultra Very Light Sky Blue	380	3	1
Z	**3862**	Dark Mocha Beige	364	3	1
A	**3747**	Very Light Blue Violet	345	3	1
V	**3864**	Light Mocha Beige	341	3	1
T	**890**	Ultra Dark Pistachio Green	337	3	1
N	**783**	Medium Topaz	311	3	1
S	**782**	Dark Topaz	114	1	1
K	**553**	Violet	60	1	1

One chart square is one tent stitch over one canvas intersection.

Cut the canvas at least 16 x 10 in (40.6 x 25.4 cm) for 18 mesh: the design and 2 in (5.1 cm) of margin on every side.

16,580 stitches in all, in 2 pieces: the left 104 x 108, the right 104 x 108. Leave bare canvas between the pieces, as charted, and start each from its own center.

The chart is printed in 5 parts of equal size, one under the other, on 4 pages. Where the parts join, gray squares repeat two rows or columns.

Thread: six-strand floss, 4 to 6 strands in the needle on 18 mesh (counted at 6), about 24 skeins of 8.7 yd in all. Or pearl cotton size 5, 1 strand, about 19 skeins of 27.3 yd; or Persian wool, 1 strand, about 19 skeins of 8 yd. Wool is numbered differently: match it by eye. Needle: tapestry, size 22.

Yards and skeins are estimates: the thread a stitch takes on the front and back of 18 mesh canvas, plus 30 percent, rounded up for each color (about 124 yards in all, as the thread lies in the needle).

Thread colors are approximate screen matches to DMC numbers. Check against real thread before you buy.

When it is stitched: also have a finisher, or the fabric and cord to make it up yourself. Ask before you stitch the edge: some finishes take extra rows. "Ways to finish needlepoint" is a guide linked from this pattern's page.

For your own stitching, gifts and handmade pieces you sell. Do not resell or share this PDF or copies of it.

Women's mule shoes with lemons

Needlepoint pattern

This page is the dark part of the chart



Chart 1 of 5: columns 2 to 73, rows 3 to 99



Women's mule shoes with lemons

Needlepoint pattern

This page is the dark part of the chart



Chart 2 of 5: columns 74 to 144, rows 3 to 99; gray squares repeat columns 72 and 73



Women's mule shoes with lemons

Needlepoint pattern

This page is the dark part of the chart



Chart 3 of 5: columns 145 to 215, rows 3 to 99; gray squares repeat columns 143 and 144



Women's mule shoes with lemons

Needlepoint pattern

This page is the dark part of the chart

Chart 4 of 5: columns 34 to 108, rows 100 to 107; gray squares repeat rows 98 and 99

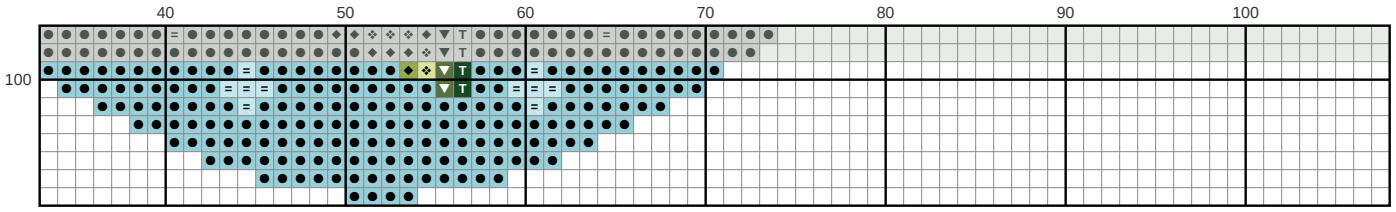

Chart 5 of 5: columns 109 to 183, rows 100 to 107; gray squares repeat columns 107 and 108 and rows 98 and 99

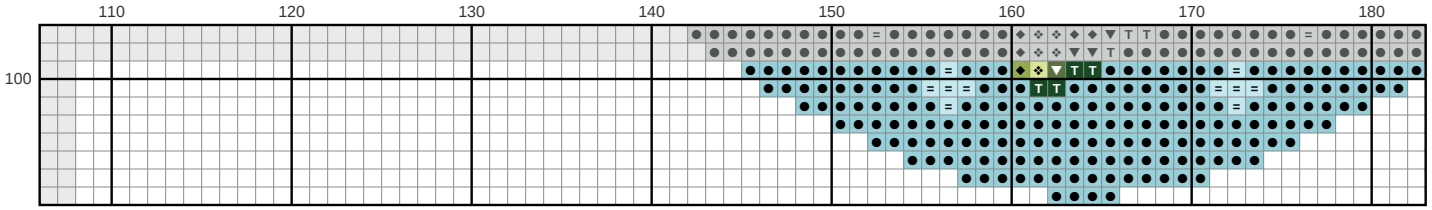

Key

- ● **DMC 3766** Light Peacock Blue
- ▼ **DMC 987** Dark Forest Green
- = **DMC 828** Ultra Very Light Sky Blue
- ◆ **DMC 470** Light Avocado Green
- ❖ **DMC 472** Ultra Light Avocado Green
- T **DMC 890** Ultra Dark Pistachio Green