Save the bees, skep and clover

Needlepoint pattern | 140 x 140 stitches | 14 x 14 in (35.6 x 35.6 cm) on 10 mesh | 21 colors



How to stitch it



1. Each square is one tent stitch, up at 1, down at 2. Lines in continental, right to left, the canvas upside down for the next row; wide areas in basketweave.
2. Cut 18 in of thread. Start and end it without a knot left behind.
3. Mark the middle of the canvas. It is the outlined square on page 2, column 70, row 70 (DMC 712): start there. Count threads, not holes.
4. Go on from it: picture first, background last. Gray squares are on two pages: stitch them once.
5. Last, two more rows all round in DMC 712: the seam hides them.

First time? How to needlepoint: flossfield.com/needlepoint/guides/how-to-start/
How to read a chart: flossfield.com/needlepoint/guides/how-to-read-a-chart/

What you need

Canvas: blank mono canvas, 10 mesh (10 threads to the inch), cut 18.5 in square (47 cm).

Needle: blunt tapestry, size 18. Also masking tape for the cut edges, and small scissors.

Thread: pearl cotton size 3, 21 colors, about 44 skeins in all (an estimate). Stitch with 2 lengths together.

Make it a pillow: backing fabric, an insert the size of the stitching or an inch larger, and cord or piping for the edge. How to finish a pillow.

Thread list, DMC

			stitches	skeins
●	**712**	Cream	9,027	16
■	**3031**	Very Dark Mocha Brown	3,176	5
▲	**783**	Medium Topaz	1,656	3
◆	**895**	Very Dark Hunter Green	716	2
▼	**3347**	Medium Yellow Green	695	2
★	**3371**	Black Brown	544	1
❖	**3685**	Very Dark Mauve	473	1
X	**435**	Very Light Brown	427	1
H	**745**	Light Pale Yellow	425	1
+	**3821**	Straw	396	1
=	**801**	Dark Coffee Brown	351	1
Z	**433**	Medium Brown	307	1
A	**3346**	Hunter Green	278	1
V	**3689**	Light Mauve	219	1
T	**3733**	Dusty Rose	173	1
N	**931**	Medium Antique Blue	171	1
S	**3348**	Light Yellow Green	166	1
K	**3756**	Ultra Very Light Baby Blue	162	1
E	**725**	Medium Light Topaz	135	1
C	**3731**	Very Dark Dusty Rose	83	1
P	**3350**	Ultra Dark Dusty Rose	20	1

Skeins are estimates, with the two extra rows: the thread a stitch takes on the front and back of 10 mesh canvas, plus 30 percent, rounded up for each color.

Thread colors are approximate screen matches to DMC numbers. Check against real thread before you buy.

For your own stitching, gifts and handmade pieces you sell. Do not resell or share this PDF or copies of it.

Save the bees, skep and clover Needlepoint pattern

Columns 1 to 74, rows 1 to 74. Start at the red outline

This page is the dark part of the chart



Key

- ● **DMC 712** Cream
- ■ **DMC 3031** Very Dark Mocha Brown
- ▲ **DMC 783** Medium Topaz
- ◆ **DMC 895** Very Dark Hunter Green
- H **DMC 745** Light Pale Yellow
- A **DMC 3346** Hunter Green
- N **DMC 931** Medium Antique Blue
- K **DMC 3756** Ultra Very Light Baby Blue

Save the bees, skep and clover Needlepoint pattern

Columns 75 to 140, rows 1 to 74. Gray squares: charted already, do not stitch again

This page is the dark part of the chart



Key

- ● **DMC 712** Cream
- ■ **DMC 3031** Very Dark Mocha Brown
- ▲ **DMC 783** Medium Topaz
- ◆ **DMC 895** Very Dark Hunter Green
- H **DMC 745** Light Pale Yellow
- A **DMC 3346** Hunter Green
- N **DMC 931** Medium Antique Blue
- K **DMC 3756** Ultra Very Light Baby Blue

Save the bees, skep and clover Needlepoint pattern

Columns 1 to 74, rows 75 to 140. Gray squares: charted already, do not stitch again

This page is the dark part of the chart



Key

- ● **DMC 712** Cream
- ■ **DMC 3031** Very Dark Mocha Brown
- ▲ **DMC 783** Medium Topaz
- ◆ **DMC 895** Very Dark Hunter Green
- ▼ **DMC 3347** Medium Yellow Green
- ★ **DMC 3371** Black Brown
- ❖ **DMC 3685** Very Dark Mauve
- X **DMC 435** Very Light Brown
- H **DMC 745** Light Pale Yellow
- \+ **DMC 3821** Straw
- = **DMC 801** Dark Coffee Brown
- Z **DMC 433** Medium Brown
- A **DMC 3346** Hunter Green
- V **DMC 3689** Light Mauve
- T **DMC 3733** Dusty Rose
- N **DMC 931** Medium Antique Blue
- S **DMC 3348** Light Yellow Green
- K **DMC 3756** Ultra Very Light Baby Blue
- E **DMC 725** Medium Light Topaz
- C **DMC 3731** Very Dark Dusty Rose
- P **DMC 3350** Ultra Dark Dusty Rose

Save the bees, skep and clover Needlepoint pattern

Columns 75 to 140, rows 75 to 140. Gray squares: charted already, do not stitch again

This page is the dark part of the chart



Key

- ● **DMC 712** Cream
- □ **DMC 3031** Very Dark Mocha Brown
- ▲ **DMC 783** Medium Topaz
- ◆ **DMC 895** Very Dark Hunter Green
- ▼ **DMC 3347** Medium Yellow Green
- ★ **DMC 3371** Black Brown
- ❖ **DMC 3685** Very Dark Mauve
- X **DMC 435** Very Light Brown
- H **DMC 745** Light Pale Yellow
- \+ **DMC 3821** Straw
- = **DMC 801** Dark Coffee Brown
- Z **DMC 433** Medium Brown
- A **DMC 3346** Hunter Green
- V **DMC 3689** Light Mauve
- T **DMC 3733** Dusty Rose
- N **DMC 931** Medium Antique Blue
- S **DMC 3348** Light Yellow Green
- K **DMC 3756** Ultra Very Light Baby Blue
- E **DMC 725** Medium Light Topaz
- C **DMC 3731** Very Dark Dusty Rose
- P **DMC 3350** Ultra Dark Dusty Rose