Brick wall with climbing roses

Needlepoint pattern | 90 x 126 stitches | 5 x 7 in (12.7 x 17.8 cm) on 18 mesh | 20 colors



How to stitch it



1. Each square is one tent stitch, up at 1, down at 2. Lines in continental, right to left, the canvas upside down for the next row; wide areas in basketweave.
2. Cut 18 in of thread. Start and end it without a knot left behind.
3. Mark the middle of the canvas. It is the outlined square on page 2, column 45, row 63 (DMC 3687): start there. Count threads, not holes.
4. Go on from it: picture first, background last. Gray squares are on two pages: stitch them once.
5. When it is done, block it square.

First time? How to needlepoint: flossfield.com/needlepoint/guides/how-to-start/
How to read a chart: flossfield.com/needlepoint/guides/how-to-read-a-chart/

What you need

Canvas: blank mono canvas, 18 mesh (18 threads to the inch), cut 9 in wide x 11 in high (22.9 x 27.9 cm).

Needle: blunt tapestry, size 22. Also masking tape for the cut edges, and small scissors.

Thread: six-strand floss, 20 colors, about 20 skeins in all (an estimate). Stitch with 4 strands (5 or 6 if canvas shows).

Frame it: acid-free board and a frame.
How to frame needlepoint.

Thread list, DMC

			stitches	skeins
●	**895**	Very Dark Hunter Green	1,095	1
□	**3802**	Very Dark Antique Mauve	993	1
▲	**3858**	Medium Rosewood	973	1
◆	**356**	Medium Terra Cotta	970	1
▼	**3347**	Medium Yellow Green	883	1
★	**3687**	Mauve	848	1
❖	**822**	Light Beige Gray	778	1
X	**3859**	Light Rosewood	759	1
H	**963**	Ultra Very Light Dusty Rose	644	1
+	**3778**	Light Terra Cotta	623	1
=	**3346**	Hunter Green	564	1
Z	**3740**	Dark Antique Violet	502	1
A	**758**	Very Light Terra Cotta	426	1
V	**819**	Light Baby Pink	390	1
T	**3348**	Light Yellow Green	275	1
N	**3782**	Light Mocha Brown	237	1
S	**3326**	Light Rose	191	1
K	**3733**	Dusty Rose	82	1
E	**3371**	Black Brown	54	1
C	**950**	Light Desert Sand	53	1

Skeins are estimates: the thread a stitch takes on the front and back of 18 mesh canvas, plus 30 percent, rounded up for each color.
Thread colors are approximate screen matches to DMC numbers. Check against real thread before you buy.
For your own stitching, gifts and handmade pieces you sell. Do not resell or share this PDF or copies of it.

Brick wall with climbing roses

Needlepoint pattern

Columns 1 to 90, rows 1 to 63. Start at the red outline

This page is the dark part of the chart

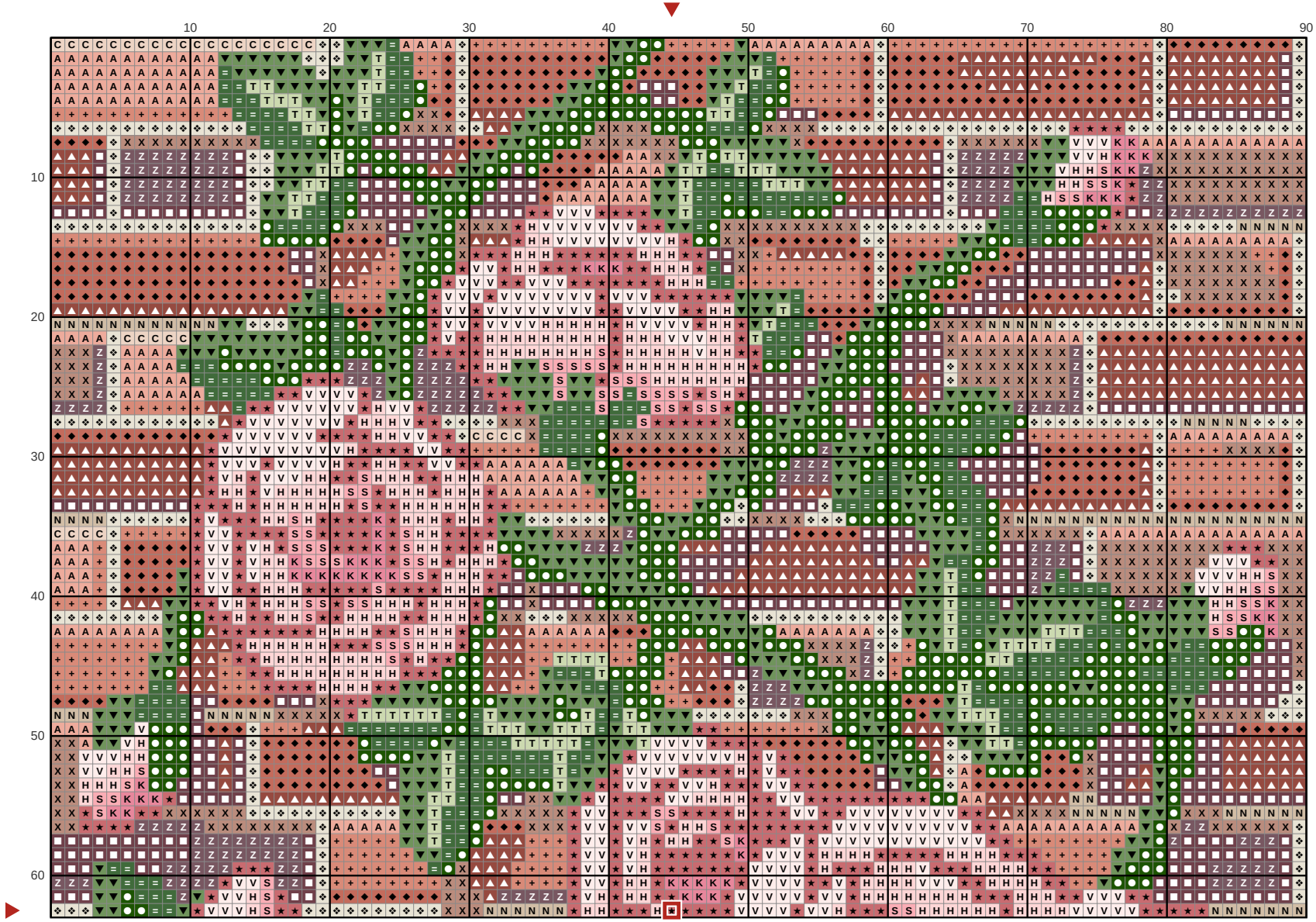

Key

- **DMC 895** Very Dark Hunter Green
- **DMC 3802** Very Dark Antique Mauve
- **DMC 3858** Medium Rosewood
- **DMC 356** Medium Terra Cotta
- **DMC 3347** Medium Yellow Green
- **DMC 3687** Mauve
- **DMC 822** Light Beige Gray
- **DMC 3859** Light Rosewood
- **DMC 963** Ultra Very Light Dusty Rose
- **DMC 3778** Light Terra Cotta
- **DMC 3346** Hunter Green
- **DMC 3740** Dark Antique Violet
- **DMC 758** Very Light Terra Cotta
- **DMC 819** Light Baby Pink
- **DMC 3348** Light Yellow Green
- **DMC 3782** Light Mocha Brown
- **DMC 3326** Light Rose
- **DMC 3733** Dusty Rose
- **DMC 950** Light Desert Sand

Brick wall with climbing roses

Needlepoint pattern

Columns 1 to 90, rows 64 to 126. Gray squares: charted already, do not stitch again

This page is the dark part of the chart



Key

- **DMC 895** Very Dark Hunter Green
- **DMC 3802** Very Dark Antique Mauve
- **DMC 3858** Medium Rosewood
- **DMC 356** Medium Terra Cotta
- **DMC 3347** Medium Yellow Green
- **DMC 3687** Mauve
- **DMC 822** Light Beige Gray
- **DMC 3859** Light Rosewood
- **DMC 963** Ultra Very Light Dusty Rose
- **DMC 3778** Light Terra Cotta
- **DMC 3346** Hunter Green
- **DMC 3740** Dark Antique Violet
- **DMC 758** Very Light Terra Cotta
- **DMC 819** Light Baby Pink
- **DMC 3348** Light Yellow Green
- **DMC 3782** Light Mocha Brown
- **DMC 3326** Light Rose
- **DMC 3733** Dusty Rose
- **DMC 3371** Black Brown
- **DMC 950** Light Desert Sand