Cabana stripe beach tents

Needlepoint pattern | 160 x 120 stitches | 16 x 12 in (40.6 x 30.5 cm) on 10 mesh | 21 colors



How to stitch it



1. Each square is one tent stitch, up at 1, down at 2. Lines in continental, right to left, the canvas upside down for the next row; wide areas in basketweave.
2. Cut 18 in of thread. Start and end it without a knot left behind.
3. Mark the middle of the canvas. It is the outlined square on page 2, column 80, row 60 (DMC 797): start there. Count threads, not holes.
4. Go on from it: picture first, background last. Gray squares are on two pages: stitch them once.
5. Last, two more rows all round, each stitch in the color it lies beside: the seam hides them.

First time? How to needlepoint: flossfield.com/needlepoint/guides/how-to-start/
How to read a chart: flossfield.com/needlepoint/guides/how-to-read-a-chart/

What you need

Canvas: blank mono canvas, 10 mesh (10 threads to the inch), cut 20.5 in wide x 16.5 in high (52.1 x 41.9 cm).

Needle: blunt tapestry, size 18. Also masking tape for the cut edges, and small scissors.

Thread: pearl cotton size 3, 21 colors, about 44 skeins in all (an estimate). Stitch with 2 lengths together.

Make it a pillow: backing fabric, an insert the size of the stitching or an inch larger, and cord or piping for the edge. How to finish a pillow.

Thread list, DMC

			stitches	skeins
●	827	Very Light Blue	4,144	7
■	739	Ultra Very Light Tan	3,167	6
▲	BLANC	White	2,387	4
◆	162	Ultra Very Light Blue	1,485	3
▼	350	Medium Coral	1,377	3
★	347	Very Dark Salmon	969	2
❖	725	Medium Light Topaz	838	2
X	823	Dark Navy Blue	832	2
H	159	Light Gray Blue	723	2
+	437	Light Tan	711	2
=	797	Royal Blue	541	1
Z	3844	Dark Bright Turquoise	424	1
A	3823	Ultra Pale Yellow	393	1
V	738	Very Light Tan	345	1
T	3848	Medium Teal Green	181	1
N	783	Medium Topaz	181	1
S	3845	Medium Bright Turquoise	180	1
K	3810	Dark Turquoise	120	1
E	3325	Light Baby Blue	112	1
C	3808	Ultra Very Dark Turquoise	47	1
P	3841	Pale Baby Blue	43	1

Skeins are estimates, with the two extra rows: the thread a stitch takes on the front and back of 10 mesh canvas, plus 30 percent, rounded up for each color.

Thread colors are approximate screen matches to DMC numbers. Check against real thread before you buy.

For your own stitching, gifts and handmade pieces you sell. Do not resell or share this PDF or copies of it.

Cabana stripe beach tents

Needlepoint pattern

Columns 1 to 84, rows 1 to 64. Start at the red outline

This page is the dark part of the chart



Key

- DMC 827 — Very Light Blue
- DMC BLANC — White
- DMC 162 — Ultra Very Light Blue
- DMC 350 — Medium Coral
- DMC 347 — Very Dark Salmon
- DMC 725 — Medium Light Topaz
- DMC 823 — Dark Navy Blue
- DMC 159 — Light Gray Blue
- DMC 797 — Royal Blue
- DMC 3823 — Ultra Pale Yellow
- DMC 3810 — Dark Turquoise
- DMC 3325 — Light Baby Blue
- DMC 3841 — Pale Baby Blue

Cabana stripe beach tents

Needlepoint pattern

Columns 85 to 160, rows 1 to 64. Gray squares: charted already, do not stitch again

This page is the dark part of the chart



Key

- ● **DMC 827** Very Light Blue
- ▲ **DMC BLANC** White
- ◆ **DMC 162** Ultra Very Light Blue
- ▼ **DMC 350** Medium Coral
- ❖ **DMC 725** Medium Light Topaz
- X **DMC 823** Dark Navy Blue
- H **DMC 159** Light Gray Blue
- = **DMC 797** Royal Blue
- A **DMC 3823** Ultra Pale Yellow
- T **DMC 3848** Medium Teal Green
- N **DMC 783** Medium Topaz
- K **DMC 3810** Dark Turquoise
- E **DMC 3325** Light Baby Blue
- C **DMC 3808** Ultra Very Dark Turquoise

Cabana stripe beach tents

Needlepoint pattern

Columns 1 to 84, rows 65 to 120. Gray squares: charted already, do not stitch again

This page is the dark part of the chart



Key

- ■ **DMC 739** Ultra Very Light Tan
- ▲ **DMC BLANC** White
- ▼ **DMC 350** Medium Coral
- ★ **DMC 347** Very Dark Salmon
- ❖ **DMC 725** Medium Light Topaz
- X **DMC 823** Dark Navy Blue
- H **DMC 159** Light Gray Blue
- \+ **DMC 437** Light Tan
- = **DMC 797** Royal Blue
- Z **DMC 3844** Dark Bright Turquoise
- V **DMC 738** Very Light Tan
- S **DMC 3845** Medium Bright Turquoise
- K **DMC 3810** Dark Turquoise

Cabana stripe beach tents

Needlepoint pattern

Columns 85 to 160, rows 65 to 120. Gray squares: charted already, do not stitch again

This page is the dark part of the chart



Key

- ■ **DMC 739** Ultra Very Light Tan
- ▲ **DMC BLANC** White
- ▼ **DMC 350** Medium Coral
- ★ **DMC 347** Very Dark Salmon
- ❖ **DMC 725** Medium Light Topaz
- X **DMC 823** Dark Navy Blue
- H **DMC 159** Light Gray Blue
- \+ **DMC 437** Light Tan
- = **DMC 797** Royal Blue
- Z **DMC 3844** Dark Bright Turquoise
- V **DMC 738** Very Light Tan
- N **DMC 783** Medium Topaz
- S **DMC 3845** Medium Bright Turquoise
- K **DMC 3810** Dark Turquoise