Candy stripe Christmas stocking

Needlepoint pattern | 143 x 234 stitches | 11 x 18 in (27.9 x 45.7 cm) on 13 mesh | 14 colors



How to stitch it



1. Each square is one tent stitch, up at 1, down at 2. Lines in continental, right to left, the canvas upside down for the next row; wide areas in basketweave.
2. Cut 18 in of thread. Start and end it without a knot left behind.
3. Mark the crossing
   2 in from the top and right edges of the canvas.
   It is the outlined square, top right of page 2, column 143, row 1 (DMC 814): start there.
   Count threads, not holes.
4. Go on downward, background as you go. Gray squares are on two pages: stitch them once. Empty squares stay bare.
5. Last, two more rows all round in DMC 814: the seam hides them. Ask your finisher first.

First time? How to needlepoint: flossfield.com/needlepoint/guides/how-to-start/
How to read a chart: flossfield.com/needlepoint/guides/how-to-read-a-chart/

What you need

Canvas: blank mono canvas, 13 mesh (13 threads to the inch), cut 15.5 in wide x 22.5 in high (39.4 x 57.2 cm).

Needle: blunt tapestry, size 20. Also masking tape for the cut edges, and small scissors.

Thread: six-strand floss, 14 colors, about 44 skeins in all (an estimate). Stitch with 7 strands (8 if canvas shows).

Make it a stocking: a finisher, who backs and lines it (ask months before Christmas), or backing, lining, cord and a loop to sew it up yourself. No room for a name: hang a tag. How to finish a stocking.

Thread list, DMC

			stitches	skeins				stitches	skeins
●	**814**	Dark Garnet	5,406	11	X	**818**	Baby Pink	948	2
■	**3865**	Winter White	4,820	7	H	**434**	Light Brown	389	1
▲	**321**	Red	2,779	5	+	**498**	Dark Red	363	1
◆	**3816**	Celadon Green	2,280	4	=	**562**	Medium Jade	354	1
▼	**3808**	Ultra Very Dark Turquoise	1,887	3	Z	**739**	Ultra Very Light Tan	179	1
★	**436**	Tan	1,738	3	A	**3778**	Light Terra Cotta	94	1
❖	**3326**	Light Rose	1,591	3	V	**899**	Medium Rose	92	1

Skeins are estimates, with the two extra rows: the thread a stitch takes on the front and back of 13 mesh canvas, plus 30 percent, rounded up for each color.

Thread colors are approximate screen matches to DMC numbers. Check against real thread before you buy.

For your own stitching, gifts and handmade pieces you sell. Do not resell or share this PDF or copies of it.

Candy stripe Christmas stocking

Needlepoint pattern

Columns 62 to 143, rows 1 to 74. Start at the red outline

This page is the dark part of the chart



Key

- **DMC 814** Dark Garnet
- **DMC 3865** Winter White
- **DMC 321** Red
- **DMC 3808** Ultra Very Dark Turquoise
- **DMC 436** Tan
- **DMC 818** Baby Pink
- **DMC 434** Light Brown
- **DMC 498** Dark Red

Candy stripe Christmas stocking

Needlepoint pattern

Columns 59 to 143, rows 75 to 146. Gray squares: charted already, do not stitch again

This page is the dark part of the chart





Key

- **DMC 814** Dark Garnet
- **DMC 3865** Winter White
- **DMC 321** Red
- **DMC 3816** Celadon Green
- **DMC 3808** Ultra Very Dark Turquoise
- **DMC 436** Tan
- **DMC 3326** Light Rose
- **X** **DMC 818** Baby Pink
- **H** **DMC 434** Light Brown
- **+** **DMC 498** Dark Red
- **=** **DMC 562** Medium Jade
- **Z** **DMC 739** Ultra Very Light Tan
- **A** **DMC 3778** Light Terra Cotta
- **V** **DMC 899** Medium Rose

Candy stripe Christmas stocking Needlepoint pattern

Columns 1 to 72, rows 147 to 234. Gray squares: charted already, do not stitch again

This page is the dark part of the chart



Key

- **DMC 814** Dark Garnet
- **DMC 3865** Winter White
- **DMC 321** Red
- **DMC 3816** Celadon Green
- **DMC 3326** Light Rose
- **DMC 818** Baby Pink
- **DMC 498** Dark Red
- **DMC 562** Medium Jade

Candy stripe Christmas stocking Needlepoint pattern

Columns 73 to 143, rows 147 to 234. Gray squares: charted already, do not stitch again

This page is the dark part of the chart



Key

- DMC 814 Dark Garnet
- DMC 3865 Winter White
- DMC 321 Red
- DMC 3816 Celadon Green
- DMC 3326 Light Rose
- DMC 818 Baby Pink
- DMC 498 Dark Red