Eschew obfuscation, reading bat

Needlepoint pattern | 176 x 172 stitches | 13.5 x 13.2 in (34.4 x 33.6 cm) on 13 mesh | 24 colors



How to stitch it



1. Each square is one tent stitch, up at 1, down at 2. Lines in continental, right to left, the canvas upside down for the next row; wide areas in basketweave.
2. Cut 18 in of thread. Start and end it without a knot left behind.
3. Mark the middle of the canvas. It is the outlined square on page 5, column 88, row 86 (DMC 301): start there. Count threads, not holes.
4. Go on from it: picture first, background last. Gray squares are on two pages: stitch them once.
5. Last, two more rows all round in DMC 3841: the seam hides them.

First time? How to needlepoint: flossfield.com/needlepoint/guides/how-to-start/
How to read a chart: flossfield.com/needlepoint/guides/how-to-read-a-chart/

What you need

Canvas: blank mono canvas, 13 mesh (13 threads to the inch), cut 18 in square (45.7 cm).

Needle: blunt tapestry, size 20. Also masking tape for the cut edges, and small scissors.

Thread: six-strand floss, 24 colors, about 61 skeins in all (an estimate). Stitch with 7 strands (8 if canvas shows).

Make it a pillow: backing fabric, an insert the size of the stitching or an inch larger, and cord or piping for the edge. How to finish a pillow.

Thread list, DMC

			stitches	skeins
●	3841	Pale Baby Blue	18,480	29
■	938	Ultra Dark Coffee Brown	2,345	4
▲	400	Dark Mahogany	864	2
◆	3371	Black Brown	855	2
▼	930	Dark Antique Blue	828	2
★	712	Cream	754	2
❖	3750	Very Dark Antique Blue	736	2
X	3861	Light Cocoa	696	2
H	739	Ultra Very Light Tan	586	1
+	435	Very Light Brown	531	1
=	300	Very Dark Mahogany	461	1
Z	779	Dark Cocoa	432	1
A	814	Dark Garnet	315	1
V	3860	Cocoa	305	1
T	931	Medium Antique Blue	304	1
N	783	Medium Topaz	243	1
S	469	Avocado Green	242	1
K	301	Medium Mahogany	236	1
E	936	Very Dark Avocado Green	235	1
C	437	Light Tan	209	1
P	498	Dark Red	197	1
U	3820	Dark Straw	190	1
L	471	Very Light Avocado Green	119	1
2	3705	Dark Melon	109	1

Skeins are estimates, with the two extra rows: the thread a stitch takes on the front and back of 13 mesh canvas, plus 30 percent, rounded up for each color.

Thread colors are approximate screen matches to DMC numbers. Check against real thread before you buy.

For your own stitching, gifts and handmade pieces you sell. Do not resell or share this PDF or copies of it.

Eschew obfuscation, reading bat

Needlepoint pattern

Columns 1 to 88, rows 1 to 74

This page is the dark part of the chart



Key

- DMC 3841 Pale Baby Blue
- DMC 938
- DMC 400 Dark Mahogany
- DMC 3371 Black Brown
- DMC 930 Dark Antique Blue
- DMC 712 Cream
- DMC 3750
- DMC 3861 Light Cocoa
- DMC 739
- DMC 435 Very Light Brown
- DMC 300
- DMC 779 Dark Cocoa
- DMC 814 Dark Garnet
- DMC 3860 Cocoa
- DMC 931
- DMC 469 Avocado Green
- DMC 301
- DMC 936
- DMC 437 Light Tan
- DMC 498 Dark Red
- DMC 471
- DMC 3705 Dark Melon

Eschew obfuscation, reading bat

Needlepoint pattern

Columns 89 to 176, rows 1 to 74. Gray squares: charted already, do not stitch again

This page is the dark part of the chart

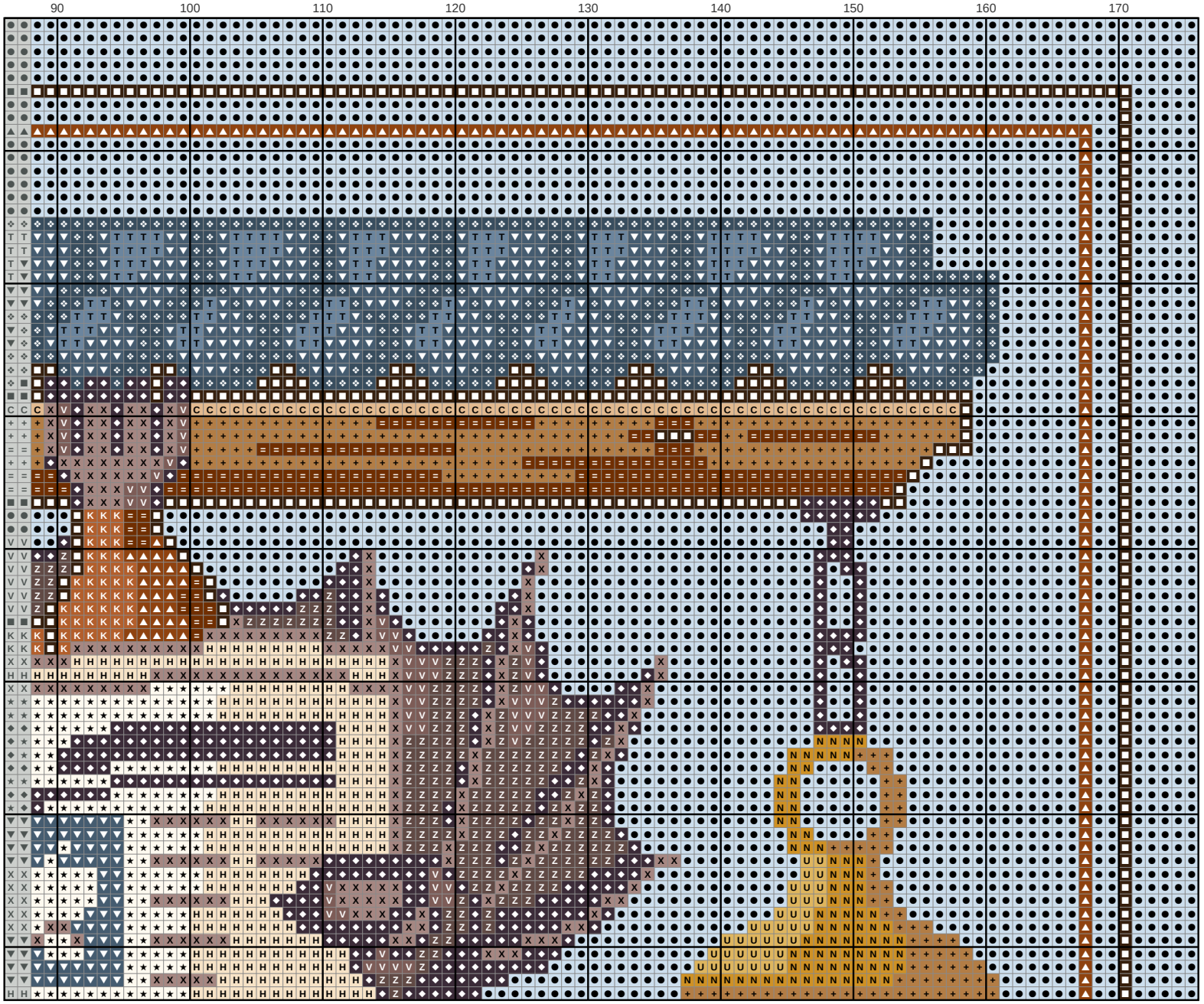

Key

- ● **DMC 3841** Pale Baby Blue
- □ **DMC 938** Ultra Dark Coffee Brown
- ▲ **DMC 400** Dark Mahogany
- ◆ **DMC 3371** Black Brown
- ▼ **DMC 930** Dark Antique Blue
- ★ **DMC 712** Cream
- ❖ **DMC 3750** Very Dark Antique Blue
- X **DMC 3861** Light Cocoa
- H **DMC 739** Ultra Very Light Tan
- \+ **DMC 435** Very Light Brown
- = **DMC 300** Very Dark Mahogany
- Z **DMC 779** Dark Cocoa
- V **DMC 3860** Cocoa
- T **DMC 931** Medium Antique Blue
- N **DMC 783** Medium Topaz
- K **DMC 301** Medium Mahogany
- C **DMC 437** Light Tan
- U **DMC 3820** Dark Straw

Eschew obfuscation, reading bat Needlepoint pattern

This page is the dark part of the chart

Columns 1 to 59, rows 75 to 172. Gray squares: charted already, do not stitch again



Key

- ● **DMC 3841** Pale Baby Blue
- ■ **DMC 938** Ultra Dark Coffee Brown
- ▲ **DMC 400** Dark Mahogany
- ◆ **DMC 3371** Black Brown
- **X** **DMC 3861** Light Cocoa
- **A** **DMC 814** Dark Garnet
- **S** **DMC 469** Avocado Green
- **E** **DMC 936** Very Dark Avocado Green
- **P** **DMC 498** Dark Red
- **L** **DMC 471** Very Light Avocado Green
- **2** **DMC 3705** Dark Melon

Eschew obfuscation, reading bat

Needlepoint pattern

This page is the dark part of the chart

Columns 60 to 118, rows 75 to 172. Start at the red outline. Gray squares: charted already, do not stitch again



Key

- ● **DMC 3841** Pale Baby Blue
- □ **DMC 938** Ultra Dark Coffee Brown
- ▲ **DMC 400** Dark Mahogany
- ◆ **DMC 3371** Black Brown
- ★ **DMC 712** Cream
- X **DMC 3861** Light Cocoa
- H **DMC 739** Ultra Very Light Tan
- \+ **DMC 435** Very Light Brown
- = **DMC 300** Very Dark Mahogany
- Z **DMC 779** Dark Cocoa
- V **DMC 3860** Cocoa
- N **DMC 783** Medium Topaz
- K **DMC 301** Medium Mahogany
- C **DMC 437** Light Tan
- U **DMC 3820** Dark Straw

Eschew obfuscation, reading bat Needlepoint pattern

This page is the dark part of the chart

Columns 119 to 176, rows 75 to 172. Gray squares: charted already, do not stitch again

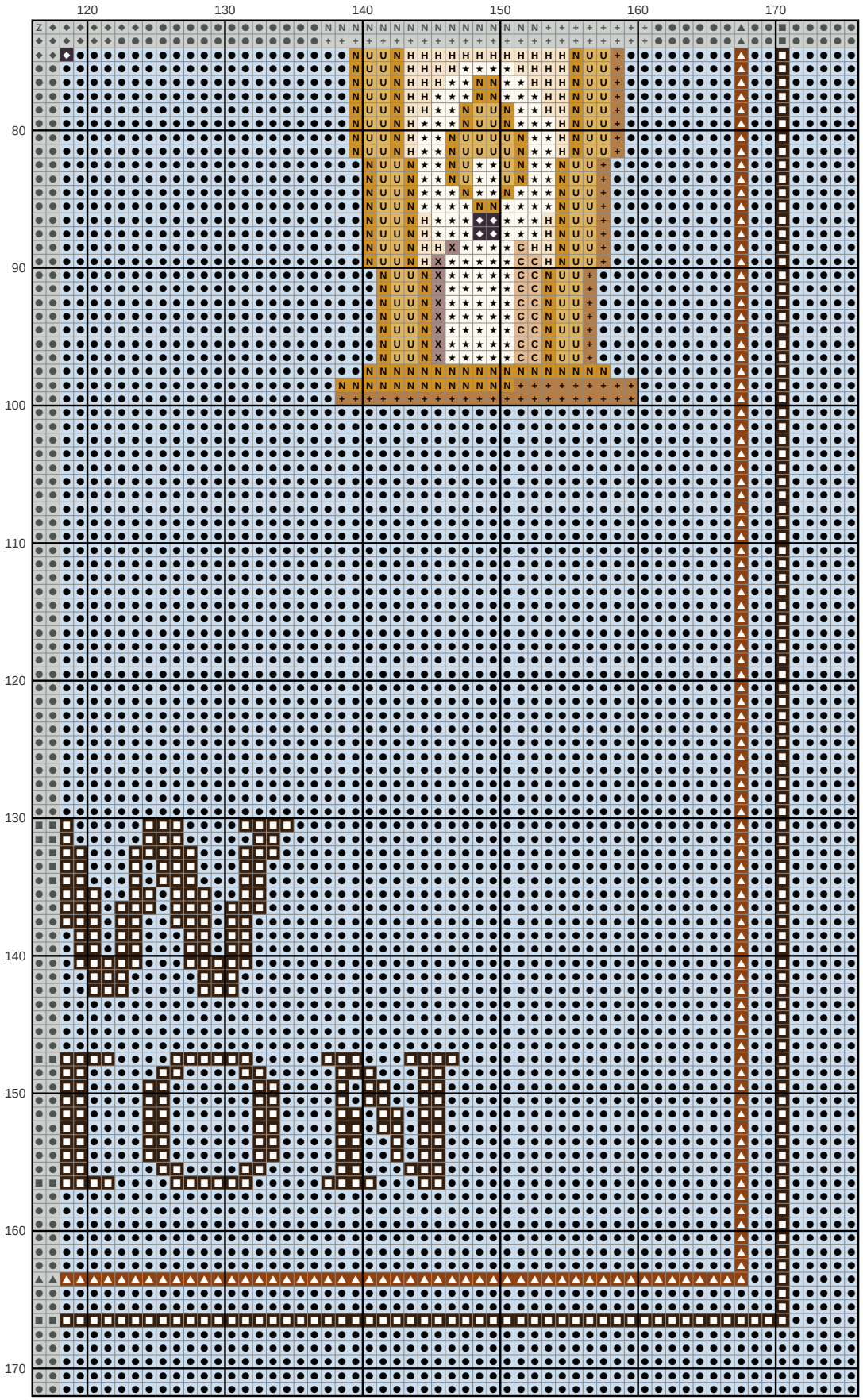

Key

- ● **DMC 3841** Pale Baby Blue
- □ **DMC 938** Ultra Dark Coffee Brown
- ▲ **DMC 400** Dark Mahogany
- ◆ **DMC 3371** Black Brown
- ★ **DMC 712** Cream
- X **DMC 3861** Light Cocoa
- H **DMC 739** Ultra Very Light Tan
- \+ **DMC 435** Very Light Brown
- N **DMC 783** Medium Topaz
- C **DMC 437** Light Tan
- U **DMC 3820** Dark Straw