Mea culpa, cat at the blackboard

Needlepoint pattern | 161 x 159 stitches | 16.1 x 15.9 in (40.9 x 40.4 cm) on 10 mesh | 24 colors



How to stitch it



1. Each square is one tent stitch, up at 1, down at 2. Lines in continental, right to left, the canvas upside down for the next row; wide areas in basketweave.
2. Cut 18 in of thread. Start and end it without a knot left behind.
3. Mark the middle of the canvas. It is the outlined square on page 5, column 81, row 80 (DMC 310): start there. Count threads, not holes.
4. Go on from it: picture first, background last. Gray squares are on two pages: stitch them once.
5. Last, two more rows all round in DMC 677: the seam hides them.

First time? How to needlepoint: flossfield.com/needlepoint/guides/how-to-start/
How to read a chart: flossfield.com/needlepoint/guides/how-to-read-a-chart/

What you need

Canvas: blank mono canvas, 10 mesh (10 threads to the inch), cut 20.5 in square (52.1 cm).

Needle: blunt tapestry, size 18. Also masking tape for the cut edges, and small scissors.

Thread: pearl cotton size 3, 24 colors, about 53 skeins in all (an estimate). Stitch with 2 lengths together.

Make it a pillow: backing fabric, an insert the size of the stitching or an inch larger, and cord or piping for the edge. How to finish a pillow.

Thread list, DMC

			stitches	skeins
●	**677**	Very Light Old Gold	10,382	18
■	**310**	Black	5,806	9
▲	**3865**	Winter White	1,247	2
◆	**435**	Very Light Brown	1,070	2
▼	**433**	Medium Brown	854	2
★	**647**	Medium Beaver Gray	852	2
❖	**738**	Very Light Tan	615	1
X	**844**	Ultra Dark Beaver Gray	613	1
H	**801**	Dark Coffee Brown	574	1
+	**3072**	Very Light Beaver Gray	508	1
=	**437**	Light Tan	382	1
Z	**931**	Medium Antique Blue	329	1

			stitches	skeins
A	**3346**	Hunter Green	296	1
V	**520**	Dark Fern Green	270	1
T	**646**	Dark Beaver Gray	254	1
N	**739**	Ultra Very Light Tan	236	1
S	**500**	Very Dark Blue Green	229	1
K	**725**	Medium Light Topaz	224	1
E	**727**	Very Light Topaz	209	1
C	**522**	Fern Green	182	1
P	**3752**	Very Light Antique Blue	147	1
U	**341**	Light Blue Violet	112	1
L	**3746**	Dark Blue Violet	104	1
2	**782**	Dark Topaz	104	1

Skeins are estimates, with the two extra rows: the thread a stitch takes on the front and back of 10 mesh canvas, plus 30 percent, rounded up for each color.

Thread colors are approximate screen matches to DMC numbers. Check against real thread before you buy.

For your own stitching, gifts and handmade pieces you sell. Do not resell or share this PDF or copies of it.

Mea culpa, cat at the blackboard

Needlepoint pattern

Columns 1 to 81, rows 1 to 69

This page is the dark part of the chart



Key

- DMC 677 — Very Light Old Gold
- DMC 310 — Black
- DMC 3865 — Winter White
- DMC 435 — Very Light Brown
- DMC 433 — Medium Brown
- DMC 647 — Medium Beaver Gray
- DMC 801 — Dark Coffee Brown
- DMC 3072 — Very Light Beaver Gray
- DMC 3346 — Hunter Green
- DMC 520 — Dark Fern Green
- DMC 500 — Very Dark Blue Green
- DMC 341 — Light Blue Violet
- DMC 3746 — Dark Blue Violet

Mea culpa, cat at the blackboard

Needlepoint pattern

Columns 82 to 161, rows 1 to 69. Gray squares: charted already, do not stitch again

This page is the dark part of the chart



Key

- DMC 677 — Very Light Old Gold
- DMC 310 — Black
- DMC 3865 — Winter White
- DMC 435 — Very Light Brown
- DMC 433 — Medium Brown
- DMC 647 — Medium Beaver Gray
- DMC 844 — Ultra Dark Beaver Gray
- DMC 801 — Dark Coffee Brown
- DMC 3072 — Very Light Beaver Gray
- DMC 520 — Dark Fern Green
- DMC 646 — Dark Beaver Gray
- DMC 522 — Fern Green

Mea culpa, cat at the blackboard

Needlepoint pattern

This page is the dark part of the chart

Columns 1 to 54, rows 70 to 159. Gray squares: charted already, do not stitch again



Key

- ● **DMC 677** Very Light Old Gold
- ■ **DMC 310** Black
- ▲ **DMC 3865** Winter White
- ◆ **DMC 435** Very Light Brown
- ▼ **DMC 433** Medium Brown
- ❖ **DMC 738** Very Light Tan
- X **DMC 844** Ultra Dark Beaver Gray
- H **DMC 801** Dark Coffee Brown
- \+ **DMC 3072** Very Light Beaver Gray
- = **DMC 437** Light Tan
- Z **DMC 931** Medium Antique Blue
- A **DMC 3346** Hunter Green
- V **DMC 520** Dark Fern Green
- N **DMC 739** Ultra Very Light Tan
- S **DMC 500** Very Dark Blue Green
- C **DMC 522** Fern Green
- P **DMC 3752** Very Light Antique Blue
- U **DMC 341** Light Blue Violet
- L **DMC 3746** Dark Blue Violet

Mea culpa, cat at the blackboard

Needlepoint pattern

This page is the dark part of the chart

Columns 55 to 108, rows 70 to 159. Start at the red outline. Gray squares: charted already, do not stitch again



Key

- ● **DMC 677** Very Light Old Gold
- □ **DMC 310** Black
- ▲ **DMC 3865** Winter White
- ◆ **DMC 435** Very Light Brown
- ▼ **DMC 433** Medium Brown
- ★ **DMC 647** Medium Beaver Gray
- ❖ **DMC 738** Very Light Tan
- X **DMC 844** Ultra Dark Beaver Gray
- H **DMC 801** Dark Coffee Brown
- \+ **DMC 3072** Very Light Beaver Gray
- = **DMC 437** Light Tan
- A **DMC 3346** Hunter Green
- T **DMC 646** Dark Beaver Gray
- N **DMC 739** Ultra Very Light Tan
- S **DMC 500** Very Dark Blue Green
- K **DMC 725** Medium Light Topaz
- E **DMC 727** Very Light Topaz
- C **DMC 522** Fern Green
- P **DMC 3752** Very Light Antique Blue
- 2 **DMC 782** Dark Topaz

Mea culpa, cat at the blackboard

Needlepoint pattern

This page is the dark part of the chart

Columns 109 to 161, rows 70 to 159. Gray squares: charted already, do not stitch again



Key

- ● **DMC 677** Very Light Old Gold
- ■ **DMC 310** Black
- ▲ **DMC 3865** Winter White
- ◆ **DMC 435** Very Light Brown
- ▼ **DMC 433** Medium Brown
- ★ **DMC 647** Medium Beaver Gray
- ❖ **DMC 738** Very Light Tan
- X **DMC 844** Ultra Dark Beaver Gray
- H **DMC 801** Dark Coffee Brown
- \+ **DMC 3072** Very Light Beaver Gray
- = **DMC 437** Light Tan
- T **DMC 646** Dark Beaver Gray
- N **DMC 739** Ultra Very Light Tan