Too much of a good thing, fence cats

Needlepoint pattern | 165 x 166 stitches | 16.5 x 16.6 in (41.9 x 42.2 cm) on 10 mesh | 24 colors



How to stitch it



1. Each square is one tent stitch, up at 1, down at 2. Lines in continental, right to left, the canvas upside down for the next row; wide areas in basketweave.
2. Cut 18 in of thread. Start and end it without a knot left behind.
3. Mark the middle of the canvas. It is the outlined square on page 5, column 83, row 83 (DMC 3841): start there. Count threads, not holes.
4. Go on from it: picture first, background last. Gray squares are on two pages: stitch them once.
5. Last, two more rows all round in DMC 3841: the seam hides them.

First time? How to needlepoint: flossfield.com/needlepoint/guides/how-to-start/
How to read a chart: flossfield.com/needlepoint/guides/how-to-read-a-chart/

What you need

Canvas: blank mono canvas, 10 mesh (10 threads to the inch), cut 21 in square (53.3 cm).

Needle: blunt tapestry, size 18. Also masking tape for the cut edges, and small scissors.

Thread: pearl cotton size 3, 24 colors, about 58 skeins in all (an estimate). Stitch with 2 lengths together.

Make it a pillow: backing fabric, an insert the size of the stitching or an inch larger, and cord or piping for the edge. How to finish a pillow.

Thread list, DMC

			stitches	skeins
●	**3841**	Pale Baby Blue	16,849	28
□	**3740**	Dark Antique Violet	1,752	3
▲	**939**	Very Dark Navy Blue	1,468	3
◆	**3041**	Medium Antique Violet	1,022	2
▼	**779**	Dark Cocoa	953	2
★	**154**	Very Dark Grape	857	2
❖	**745**	Light Pale Yellow	657	1
X	**3689**	Light Mauve	567	1
H	**3371**	Black Brown	496	1
+	**310**	Black	403	1
=	**500**	Very Dark Blue Green	390	1
Z	**501**	Dark Blue Green	348	1
A	**3779**	Very Light Rosewood	320	1
V	**3853**	Dark Autumn Gold	217	1
T	**3823**	Ultra Pale Yellow	183	1
N	**3856**	Ultra Very Light Mahogany	179	1
S	**336**	Navy Blue	119	1
K	**3799**	Very Dark Pewter Gray	112	1
E	**3827**	Pale Golden Brown	99	1
C	**503**	Medium Blue Green	97	1
P	**3042**	Light Antique Violet	92	1
U	**3834**	Dark Grape	81	1
L	**301**	Medium Mahogany	71	1
2	**322**	Dark Baby Blue	58	1

Skeins are estimates, with the two extra rows: the thread a stitch takes on the front and back of 10 mesh canvas, plus 30 percent, rounded up for each color.

Thread colors are approximate screen matches to DMC numbers. Check against real thread before you buy.

For your own stitching, gifts and handmade pieces you sell. Do not resell or share this PDF or copies of it.

Too much of a good thing, fence cats

Needlepoint pattern

Columns 1 to 83, rows 1 to 71

This page is the dark part of the chart



Key

- DMC 3841 — Pale Baby Blue
- DMC 3740 — Dark Antique Violet
- DMC 939 — Very Dark Navy Blue
- DMC 3041 — Medium Antique Violet
- DMC 779 — Dark Cocoa
- DMC 745 — Light Pale Yellow
- DMC 500 — Very Dark Blue Green
- DMC 501 — Dark Blue Green
- DMC 3823 — Ultra Pale Yellow
- DMC 3827 — Pale Golden Brown
- DMC 503 — Medium Blue Green
- DMC 3042 — Light Antique Violet

Too much of a good thing, fence cats

Needlepoint pattern

Columns 84 to 165, rows 1 to 71. Gray squares: charted already, do not stitch again

This page is the dark part of the chart



Key

- **DMC 3841** Pale Baby Blue
- **DMC 3740** Dark Antique Violet
- **DMC 939** Very Dark Navy Blue
- **DMC 3041** Medium Antique Violet
- **DMC 779** Dark Cocoa
- **DMC 745** Light Pale Yellow
- **DMC 3823** Ultra Pale Yellow
- **DMC 3827** Pale Golden Brown
- **DMC 3042** Light Antique Violet

Too much of a good thing, fence cats

Needlepoint pattern

Columns 1 to 55, rows 72 to 166. Gray squares: charted already, do not stitch again

This page is the dark part of the chart



Key

- ● **DMC 3841** Pale Baby Blue
- □ **DMC 3740** Dark Antique Violet
- ▲ **DMC 939** Very Dark Navy Blue
- ◆ **DMC 3041** Medium Antique Violet
- ▼ **DMC 779** Dark Cocoa
- ★ **DMC 154** Very Dark Grape
- ❖ **DMC 745** Light Pale Yellow
- X **DMC 3689** Light Mauve
- \+ **DMC 310** Black
- = **DMC 500** Very Dark Blue Green
- Z **DMC 501** Dark Blue Green
- A **DMC 3779** Very Light Rosewood
- N **DMC 3856** Ultra Very Light Mahogany
- S **DMC 336** Navy Blue
- K **DMC 3799** Very Dark Pewter Gray
- E **DMC 3827** Pale Golden Brown
- C **DMC 503** Medium Blue Green
- P **DMC 3042** Light Antique Violet
- 2 **DMC 322** Dark Baby Blue

Too much of a good thing, fence cats

Needlepoint pattern

This page is the dark part of the chart

Columns 56 to 110, rows 72 to 166. Start at the red outline. Gray squares: charted already, do not stitch again



Key

- **DMC 3841** Pale Baby Blue
- **DMC 3740** Dark Antique Violet
- **DMC 939** Very Dark Navy Blue
- **DMC 3041** Medium Antique Violet
- **DMC 779** Dark Cocoa
- **DMC 154** Very Dark Grape
- **DMC 745** Light Pale Yellow
- **DMC 3689** Light Mauve
- **DMC 310** Black
- **DMC 3779** Very Light Rosewood
- **DMC 3853** Dark Autumn Gold
- **DMC 3823** Ultra Pale Yellow
- **DMC 3856** Ultra Very Light Mahogany
- **DMC 336** Navy Blue
- **DMC 3827** Pale Golden Brown
- **DMC 3042** Light Antique Violet
- **DMC 3834** Dark Grape
- **DMC 301** Medium Mahogany
- **DMC 322** Dark Baby Blue

Too much of a good thing, fence cats

Needlepoint pattern

Columns 111 to 165, rows 72 to 166. Gray squares: charted already, do not stitch again

This page is the dark part of the chart



Key

- ● **DMC 3841** Pale Baby Blue
- □ **DMC 3740** Dark Antique Violet
- ◆ **DMC 3041** Medium Antique Violet
- ▼ **DMC 779** Dark Cocoa
- ★ **DMC 154** Very Dark Grape
- ❖ **DMC 745** Light Pale Yellow
- X **DMC 3689** Light Mauve
- H **DMC 3371** Black Brown
- \+ **DMC 310** Black
- = **DMC 500** Very Dark Blue Green
- Z **DMC 501** Dark Blue Green
- A **DMC 3779** Very Light Rosewood
- N **DMC 3856** Ultra Very Light Mahogany
- E **DMC 3827** Pale Golden Brown
- C **DMC 503** Medium Blue Green
- P **DMC 3042** Light Antique Violet
- U **DMC 3834** Dark Grape