Baby's first Christmas moon stocking

Needlepoint pattern | 143 x 234 stitches | 11 x 18 in (27.9 x 45.7 cm) on 13 mesh | 23 colors



Thread key, DMC

			stitches	yards	skeins
●	823	Dark Navy Blue	3,073	30	5
■	939	Very Dark Navy Blue	2,806	27	5
▲	336	Navy Blue	2,683	26	4
◆	712	Cream	2,554	25	4
▼	3841	Pale Baby Blue	2,384	23	4
★	3865	Winter White	1,505	15	3
❖	932	Light Antique Blue	1,417	14	3
X	3820	Dark Straw	1,108	11	2
O	931	Medium Antique Blue	694	7	2
+	760	Salmon	582	6	1
=	436	Tan	550	6	1
Z	3809	Very Dark Turquoise	548	6	1
A	3722	Medium Shell Pink	483	5	1
V	782	Dark Topaz	360	4	1
T	433	Medium Brown	338	4	1
N	ECRU	Ecru	334	4	1
S	3371	Black Brown	268	3	1
K	500	Very Dark Blue Green	261	3	1
E	3822	Light Straw	260	3	1
C	3823	Ultra Pale Yellow	215	3	1
P	3807	Cornflower Blue	183	2	1
U	437	Light Tan	160	2	1
L	738	Very Light Tan	154	2	1

One chart square is one tent stitch over one canvas intersection.

Cut the canvas at least 15 x 22 in (38.1 x 55.9 cm) for 13 mesh: the design and 2 in (5.1 cm) of margin on every side.

22,920 stitches in all, inside the outline: the chart is 143 x 234 at its widest and tallest. Start from the center: a red arrow above the chart marks the center column, and one to the left of it the center row. The arrows are on the pages those lines cross.

The chart is on 4 pages, each cut to what is stitched: bare canvas has no page, and a join falls on plain ground where it can. Pages 2 and 3 are turned on their side, for a part that is wider than it is tall. Where chart pages join, gray squares repeat two rows or columns. The small picture at the top of each chart page shows which part it is.

Thread: six-strand floss, 7 or 8 strands in the needle on 13 mesh (counted at 8), about 46 skeins of 8.7 yd in all. Or pearl cotton size 3, 1 strand, about 28 skeins of 16.4 yd; or tapestry wool, 1 strand, about 38 skeins of 8.7 yd; or Persian wool, 2 strands, about 34 skeins of 8 yd. Wool is numbered differently: match it by eye. Needle: tapestry, size 20.

Yards and skeins are estimates: the thread a stitch takes on the front and back of 13 mesh canvas, plus 30 percent, rounded up for each color (about 231 yards in all, as the thread lies in the needle).

Thread colors are approximate screen matches to DMC numbers. Check against real thread before you buy.

Make it a stocking: also have backing and lining fabric, cord or piping, and a loop. Finishers ask for stockings months before Christmas, and most want two extra rows all round. Ask yours before the edge, and stitch a name first. "How to finish a stocking" is a guide linked from this pattern's page.

For your own stitching, gifts and handmade pieces you sell. Do not resell or share this PDF.

Baby's first Christmas moon stocking

Needlepoint pattern

This page is the dark part of the chart

Chart 1 of 4: columns 62 to 143, rows 1 to 71



Baby's first Christmas moon stocking

Needlepoint pattern

Chart 2 of 4: columns 61 to 143, rows 72 to 140; gray squares repeat rows 70 and 71

This page is the dark part of the chart



Baby's first Christmas moon stocking

Needlepoint pattern

Chart 3 of 4: columns 1 to 72, rows 141 to 234; gray squares repeat rows 139 and 140

This page is the dark part of the chart



Baby's first Christmas moon stocking

Needlepoint pattern

This page is the dark part of the chart

Chart 4 of 4: columns 73 to 143, rows 141 to 234; gray squares repeat columns 71 and 72 and rows 139 and 140

