Little ballerina Christmas stocking

Needlepoint pattern | 143 x 234 stitches | 11 x 18 in (27.9 x 45.7 cm) on 13 mesh | 24 colors



Thread key, DMC

			stitches	yards	skeins
●	**793**	Medium Cornflower Blue	3,302	32	5
■	**3685**	Very Dark Mauve	2,375	23	4
▲	**341**	Light Blue Violet	2,202	21	4
◆	**500**	Very Dark Blue Green	1,965	19	3
▼	**803**	Ultra Very Dark Baby Blue	1,633	16	3
★	**746**	Off White	1,562	15	3
❖	**3865**	Winter White	1,492	15	3
X	**3689**	Light Mauve	1,259	12	2
O	**3747**	Very Light Blue Violet	1,171	12	2
+	**3687**	Mauve	983	10	2
=	**3772**	Very Dark Desert Sand	855	9	2
Z	**792**	Dark Cornflower Blue	811	8	2
A	**3688**	Medium Mauve	734	7	2
V	**3847**	Dark Teal Green	497	5	1
T	**3820**	Dark Straw	497	5	1
N	**407**	Dark Desert Sand	358	4	1
S	**823**	Dark Navy Blue	265	3	1
K	**677**	Very Light Old Gold	192	2	1
E	**632**	Ultra Very Dark Desert Sand	185	2	1
C	**939**	Very Dark Navy Blue	147	2	1
P	**3371**	Black Brown	129	2	1
U	**801**	Dark Coffee Brown	125	2	1
L	**938**	Ultra Dark Coffee Brown	99	1	1
2	**783**	Medium Topaz	82	1	1

One chart square is one tent stitch over one canvas intersection.

Cut the canvas at least 15 x 22 in (38.1 x 55.9 cm) for 13 mesh: the design and 2 in (5.1 cm) of margin on every side.

22,920 stitches in all, inside the outline: the chart is 143 x 234 at its widest and tallest. Start from the center: a red arrow above the chart marks the center column, and one to the left of it the center row. The arrows are on the pages those lines cross.

The chart is on 4 pages, each cut to what is stitched: bare canvas has no page, and a join falls on plain ground where it can. Pages 2 and 3 are turned on their side, for a part that is wider than it is tall. Where chart pages join, gray squares repeat two rows or columns. The small picture at the top of each chart page shows which part it is.

For a name: the dashed box on the cuff is its plain part, 82 x 12 stitches, columns 62 to 143 and rows 12 to 23. The two red marks in it are its middle (between columns 102 and 103): center the name there, not under the arrow of the whole chart.

Thread: six-strand floss, 7 or 8 strands in the needle on 13 mesh (counted at 8), about 48 skeins of 8.7 yd in all. Or pearl cotton size 3, 1 strand, about 28 skeins of 16.4 yd; or tapestry wool, 1 strand, about 39 skeins of 8.7 yd; or Persian wool, 2 strands, about 32 skeins of 8 yd. Wool is numbered differently: match it by eye. Needle: tapestry, size 20.

Yards and skeins are estimates: the thread a stitch takes on the front and back of 13 mesh canvas, plus 30 percent, rounded up for each color (about 228 yards in all, as the thread lies in the needle).

Thread colors are approximate screen matches to DMC numbers. Check against real thread before you buy.

Make it a stocking: also have backing and lining fabric, cord or piping, and a loop. Finishers ask for stockings months before Christmas, and most want two extra rows all round. Ask yours before the edge, and stitch a name first. "How to finish a stocking" is a guide linked from this pattern's page.

For your own stitching, gifts and handmade pieces you sell. Do not resell or share this PDF or copies of it.

Little ballerina Christmas stocking

Needlepoint pattern

Chart 1 of 4: columns 62 to 143, rows 1 to 71

This page is the dark part of the chart



Key

- DMC 793
- DMC 3685
- DMC 803
- DMC 746 Off White
- DMC 3689 Light Mauve
- DMC 3687 Mauve
- DMC 3772
- DMC 3688 Medium Mauve
- DMC 3820 Dark Straw
- DMC 407 Dark Desert Sand
- DMC 823 Dark Navy Blue
- DMC 677
- DMC 632
- DMC 3371 Black Brown
- DMC 801
- DMC 938
- DMC 783 Medium Topaz

Little ballerina Christmas stocking

Needlepoint pattern

Chart 2 of 4: columns 61 to 143, rows 72 to 140; gray squares repeat rows 70 and 71

This page is the dark part of the chart



Key

- DMC 793
- DMC 3685
- DMC 341
- DMC 500
- DMC 803
- DMC 746 Off White
- DMC 3865 Winter White
- DMC 3689 Light Mauve
- DMC 3747
- DMC 3687 Mauve
- DMC 3772
- DMC 3688
- DMC 3847
- DMC 3820 Dark Straw
- DMC 407
- DMC 823
- DMC 677
- DMC 632
- DMC 3371 Black Brown
- DMC 801
- DMC 938

Little ballerina Christmas stocking

Needlepoint pattern

Chart 3 of 4: columns 1 to 72, rows 141 to 234; gray squares repeat rows 139 and 140

This page is the dark part of the chart



Little ballerina Christmas stocking

Needlepoint pattern

This page is the dark part of the chart

Chart 4 of 4: columns 73 to 143, rows 141 to 234; gray squares repeat columns 71 and 72 and rows 139 and 140

