Sleeping bear, cabin and stars stocking

Needlepoint pattern | 143 x 234 stitches | 11 x 18 in (27.9 x 45.7 cm) on 13 mesh | 22 colors



Thread key, DMC

			stitches	yards	skeins
●	939	Very Dark Navy Blue	4,879	47	8
■	336	Navy Blue	2,319	22	4
▲	312	Very Dark Baby Blue	2,192	21	4
◆	30	Medium Light Blueberry	2,186	21	4
▼	156	Medium Light Blue Violet	2,088	20	4
★	31	Blueberry	1,883	18	3
❖	3747	Very Light Blue Violet	1,141	11	2
X	3865	Winter White	963	10	2
O	3849	Light Teal Green	952	10	2
+	32	Dark Blueberry	863	9	2
=	3820	Dark Straw	829	8	2
Z	782	Dark Topaz	574	6	1
A	964	Light Seagreen	457	5	1
V	3809	Very Dark Turquoise	433	5	1
T	3822	Light Straw	336	4	1
N	500	Very Dark Blue Green	284	3	1
S	898	Very Dark Coffee Brown	161	2	1
K	3823	Ultra Pale Yellow	150	2	1
E	3834	Dark Grape	84	1	1
C	433	Medium Brown	70	1	1
P	3835	Medium Grape	47	1	1
U	741	Medium Tangerine	29	1	1

One chart square is one tent stitch over one canvas intersection.

Cut the canvas at least 15 x 22 in (38.1 x 55.9 cm) for 13 mesh: the design and 2 in (5.1 cm) of margin on every side.

22,920 stitches in all, inside the outline: the chart is 143 x 234 at its widest and tallest. Start from the center: a red arrow above the chart marks the center column, and one to the left of it the center row. The arrows are on the pages those lines cross.

The chart is on 4 pages, each cut to what is stitched: bare canvas has no page, and a join falls on plain ground where it can. Pages 2 and 3 are turned on their side, for a part that is wider than it is tall. Where chart pages join, gray squares repeat two rows or columns. The small picture at the top of each chart page shows which part it is.

Thread: six-strand floss, 7 or 8 strands in the needle on 13 mesh (counted at 8), about 48 skeins of 8.7 yd in all. Or pearl cotton size 3, 1 strand, about 29 skeins of 16.4 yd; or tapestry wool, 1 strand, about 40 skeins of 8.7 yd; or Persian wool, 2 strands, about 30 skeins of 8 yd. Wool is numbered differently: match it by eye. Needle: tapestry, size 20.

Yards and skeins are estimates: the thread a stitch takes on the front and back of 13 mesh canvas, plus 30 percent, rounded up for each color (about 228 yards in all, as the thread lies in the needle).

Thread colors are approximate screen matches to DMC numbers. Check against real thread before you buy.

Make it a stocking: also have backing and lining fabric, cord or piping, and a loop. Finishers ask for stockings months before Christmas, and most want two extra rows all round. Ask yours before the edge, and stitch a name first. "How to finish a stocking" is a guide linked from this pattern's page.

For your own stitching, gifts and handmade pieces you sell. Do not resell or share this PDF.

Sleeping bear, cabin and stars stocking

Needlepoint pattern

Chart 1 of 4: columns 62 to 143, rows 1 to 71

This page is the dark part of the chart



Sleeping bear, cabin and stars stocking

Needlepoint pattern

Chart 2 of 4: columns 61 to 143, rows 72 to 140; gray squares repeat rows 70 and 71

This page is the dark part of the chart



Sleeping bear, cabin and stars stocking

Needlepoint pattern

Chart 3 of 4: columns 1 to 72, rows 141 to 234; gray squares repeat rows 139 and 140

This page is the dark part of the chart

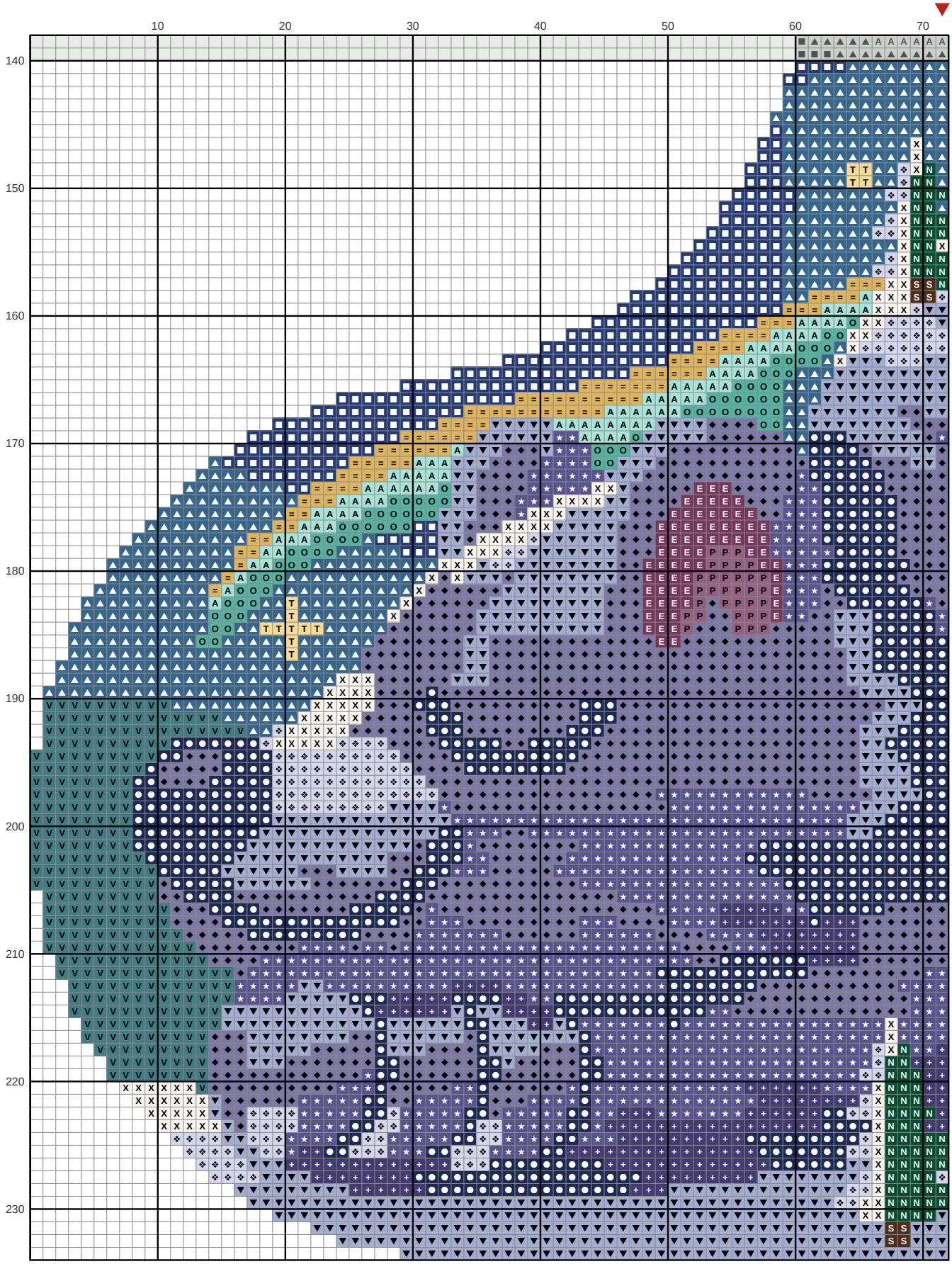

Sleeping bear, cabin and stars stocking

Needlepoint pattern

This page is the dark part of the chart

Chart 4 of 4: columns 73 to 143, rows 141 to 234; gray squares repeat columns 71 and 72 and rows 139 and 140

