Bear cub up a tree Christmas stocking

Needlepoint pattern | 143 x 234 stitches | 11 x 18 in (27.9 x 45.7 cm) on 13 mesh | 24 colors



Thread key, DMC

			stitches	yards	skeins
●	336	Navy Blue	3,127	30	5
■	823	Dark Navy Blue	2,404	23	4
▲	500	Very Dark Blue Green	2,132	21	4
◆	939	Very Dark Navy Blue	1,708	17	3
▼	3325	Light Baby Blue	1,603	16	3
★	501	Dark Blue Green	1,533	15	3
❖	3078	Very Light Golden Yellow	1,473	14	3
X	434	Light Brown	1,300	13	2
O	BLANC	White	968	10	2
+	433	Medium Brown	897	9	2
=	312	Very Dark Baby Blue	861	9	2
Z	801	Dark Coffee Brown	783	8	2
A	783	Medium Topaz	618	6	1
V	436	Tan	468	5	1
T	502	Blue Green	424	5	1
N	938	Ultra Dark Coffee Brown	412	4	1
S	435	Very Light Brown	401	4	1
K	775	Very Light Baby Blue	396	4	1
E	3822	Light Straw	374	4	1
C	437	Light Tan	357	4	1
P	322	Dark Baby Blue	271	3	1
U	3820	Dark Straw	220	3	1
L	503	Medium Blue Green	166	2	1
2	739	Ultra Very Light Tan	24	1	1

One chart square is one tent stitch over one canvas intersection.

Cut the canvas at least 15 x 22 in (38.1 x 55.9 cm) for 13 mesh: the design and 2 in (5.1 cm) of margin on every side.

22,920 stitches in all, inside the outline: the chart is 143 x 234 at its widest and tallest. Start from the center: a red arrow above the chart marks the center column, and one to the left of it the center row. The arrows are on the pages those lines cross.

The chart is on 4 pages, each cut to what is stitched: bare canvas has no page, and a join falls on plain ground where it can. Pages 2 and 3 are turned on their side, for a part that is wider than it is tall. Where chart pages join, gray squares repeat two rows or columns. The small picture at the top of each chart page shows which part it is.

Thread: six-strand floss, 7 or 8 strands in the needle on 13 mesh (counted at 8), about 47 skeins of 8.7 yd in all. Or pearl cotton size 3, 1 strand, about 27 skeins of 16.4 yd; or tapestry wool, 1 strand, about 37 skeins of 8.7 yd; or Persian wool, 2 strands, about 33 skeins of 8 yd. Wool is numbered differently: match it by eye. Needle: tapestry, size 20.

Yards and skeins are estimates: the thread a stitch takes on the front and back of 13 mesh canvas, plus 30 percent, rounded up for each color (about 230 yards in all, as the thread lies in the needle).

Thread colors are approximate screen matches to DMC numbers. Check against real thread before you buy.

Make it a stocking: also have backing and lining fabric, cord or piping, and a loop. Finishers ask for stockings months before Christmas, and most want two extra rows all round. Ask yours before the edge, and stitch a name first. "How to finish a stocking" is a guide linked from this pattern's page.

For your own stitching, gifts and handmade pieces you sell. Do not resell or share this PDF.

Bear cub up a tree Christmas stocking

Needlepoint pattern

Chart 1 of 4: columns 62 to 143, rows 1 to 71

This page is the dark part of the chart



Bear cub up a tree Christmas stocking

Needlepoint pattern

This page is the dark part of the chart

Chart 2 of 4: columns 61 to 143, rows 72 to 140; gray squares repeat rows 70 and 71



Bear cub up a tree Christmas stocking

Needlepoint pattern

Chart 3 of 4: columns 1 to 72, rows 141 to 234; gray squares repeat rows 139 and 140

This page is the dark part of the chart



Bear cub up a tree Christmas stocking

Needlepoint pattern

This page is the dark part of the chart

Chart 4 of 4: columns 73 to 143, rows 141 to 234; gray squares repeat columns 71 and 72 and rows 139 and 140

