Sleeping bear, cabin and stars stocking

Needlepoint pattern | 143 x 234 stitches | 11 x 18 in (27.9 x 45.7 cm) on 13 mesh | 22 colors



Thread key, DMC

			stitches	yards	skeins
●	**939**	Very Dark Navy Blue	4,879	47	8
■	**336**	Navy Blue	2,319	22	4
▲	**312**	Very Dark Baby Blue	2,192	21	4
◆	**30**	Medium Light Blueberry	2,186	21	4
▼	**156**	Medium Light Blue Violet	2,088	20	4
★	**31**	Blueberry	1,883	18	3
❖	**3747**	Very Light Blue Violet	1,141	11	2
X	**3865**	Winter White	963	10	2
O	**3849**	Light Teal Green	952	10	2
+	**32**	Dark Blueberry	863	9	2
=	**3820**	Dark Straw	829	8	2
Z	**782**	Dark Topaz	574	6	1
A	**964**	Light Seagreen	457	5	1
V	**3809**	Very Dark Turquoise	433	5	1
T	**3822**	Light Straw	336	4	1
N	**500**	Very Dark Blue Green	284	3	1
S	**898**	Very Dark Coffee Brown	161	2	1
K	**3823**	Ultra Pale Yellow	150	2	1
E	**3834**	Dark Grape	84	1	1
C	**433**	Medium Brown	70	1	1
P	**3835**	Medium Grape	47	1	1
U	**741**	Medium Tangerine	29	1	1

One chart square is one tent stitch over one canvas intersection.

Cut the canvas at least 15 x 22 in (38.1 x 55.9 cm) for 13 mesh: the design and 2 in (5.1 cm) of margin on every side.

22,920 stitches in all, inside the outline: the chart is 143 x 234 at its widest and tallest. Start from the center: a red arrow above the chart marks the center column, and one to the left of it the center row. The arrows are on the pages those lines cross.

The chart is on 4 pages, each cut to what is stitched: bare canvas has no page, and a join falls on plain ground where it can. Pages 2 and 3 are turned on their side, for a part that is wider than it is tall. Where chart pages join, gray squares repeat two rows or columns. The small picture at the top of each chart page shows which part it is.

Thread: six-strand floss, 7 or 8 strands in the needle on 13 mesh (counted at 8), about 48 skeins of 8.7 yd in all. Or pearl cotton size 3, 1 strand, about 29 skeins of 16.4 yd; or tapestry wool, 1 strand, about 40 skeins of 8.7 yd; or Persian wool, 2 strands, about 30 skeins of 8 yd. Wool is numbered differently: match it by eye. Needle: tapestry, size 20.

Yards and skeins are estimates: the thread a stitch takes on the front and back of 13 mesh canvas, plus 30 percent, rounded up for each color (about 228 yards in all, as the thread lies in the needle).

Thread colors are approximate screen matches to DMC numbers. Check against real thread before you buy.

Make it a stocking: also have backing and lining fabric, cord or piping, and a loop. Finishers ask for stockings months before Christmas, and most want two extra rows all round. Ask yours before the edge, and stitch a name first. "How to finish a stocking" is a guide linked from this pattern's page.

For your own stitching, gifts and handmade pieces you sell. Do not resell or share this PDF.

Sleeping bear, cabin and stars stocking

Needlepoint pattern

This page is the dark part of the chart

Chart 1 of 4: columns 62 to 143, rows 1 to 71



Sleeping bear, cabin and stars stocking

Needlepoint pattern

This page is the dark part of the chart

Chart 2 of 4: columns 61 to 143, rows 72 to 140; gray squares repeat rows 70 and 71



Sleeping bear, cabin and stars stocking

Needlepoint pattern

Chart 3 of 4: columns 1 to 72, rows 141 to 234; gray squares repeat rows 139 and 140

This page is the dark part of the chart

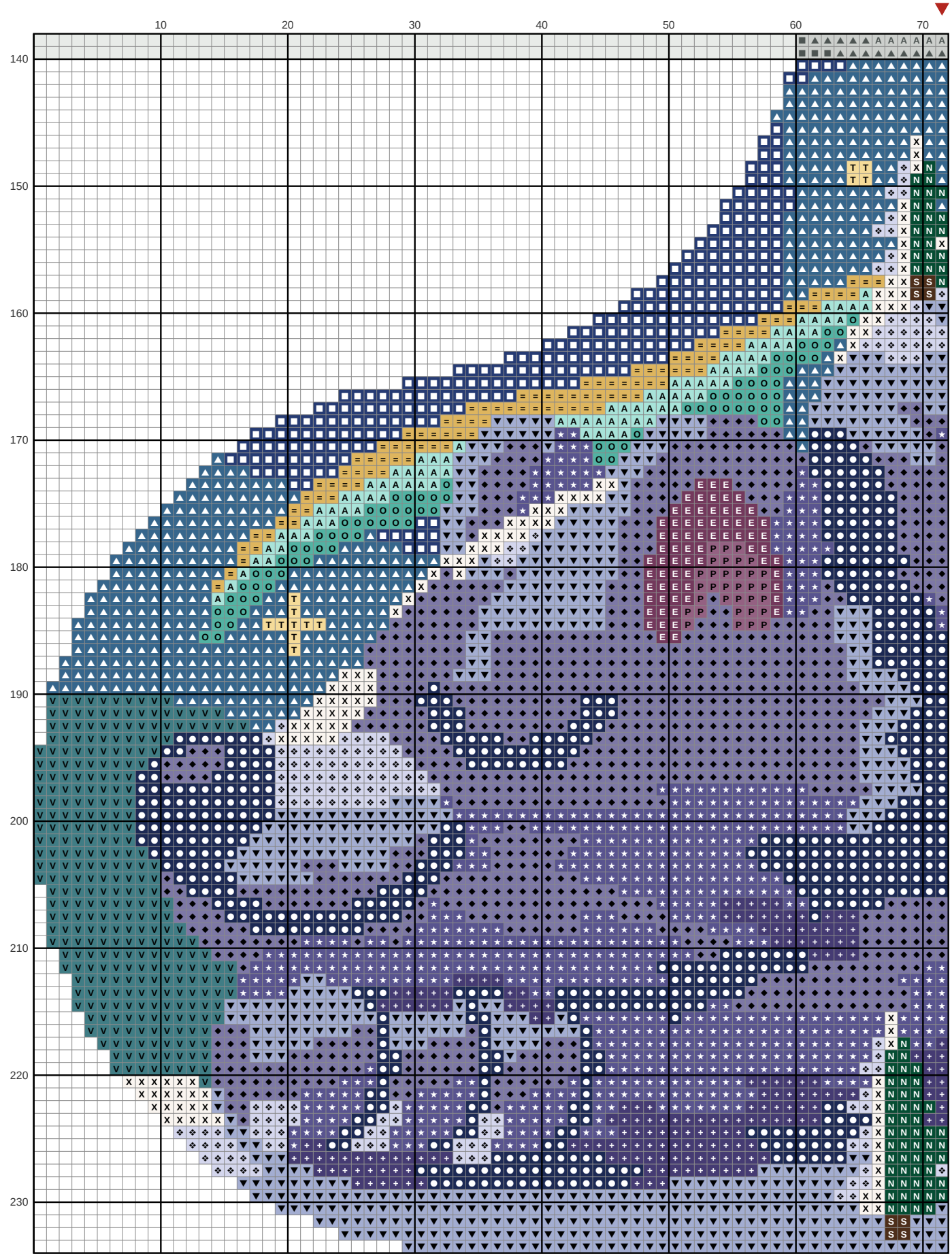

Sleeping bear, cabin and stars stocking

Needlepoint pattern

This page is the dark part of the chart

Chart 4 of 4: columns 73 to 143, rows 141 to 234; gray squares repeat columns 71 and 72 and rows 139 and 140

