Coral bird asleep in a moon nest

Needlepoint pattern | 90 x 90 stitches | 5 x 5 in (12.7 x 12.7 cm) on 18 mesh | 18 colors



How to stitch it



1. Each square is one tent stitch, up at 1, down at 2. Lines in continental, right to left, the canvas upside down for the next row; wide areas in basketweave.
2. Cut 18 in of thread. Start and end it without a knot left behind.
3. Mark the middle of the canvas. It is the outlined square on page 2, column 45, row 45 (DMC 964): start there. Count threads, not holes.
4. Go on from it: picture first, background last. Gray squares are on two pages: stitch them once.
5. Last, two more rows all round, each stitch in the color it lies beside: the opening's edge hides them.

First time? How to needlepoint: flossfield.com/needlepoint/guides/how-to-start/
How to read a chart: flossfield.com/needlepoint/guides/how-to-read-a-chart/

What you need

Canvas: blank mono canvas, 18 mesh (18 threads to the inch), cut 9.5 in square (24.1 cm).

Needle: blunt tapestry, size 22. Also masking tape for the cut edges, and small scissors.

Thread: six-strand floss, 18 colors, about 20 skeins in all (an estimate). Stitch with 4 strands (5 or 6 if canvas shows).

Fit it into a lid: the box or tray, acid-free board and backing. Measure the opening first.
How to fit it into a lid.

Thread list, DMC

			stitches	skeins
●	**336**	Navy Blue	2,097	2
■	**939**	Very Dark Navy Blue	1,797	2
▲	**745**	Light Pale Yellow	1,041	1
◆	**3807**	Cornflower Blue	360	1
▼	**433**	Medium Brown	337	1
★	**3823**	Ultra Pale Yellow	325	1
❖	**437**	Light Tan	324	1
X	**347**	Very Dark Salmon	307	1
H	**351**	Coral	225	1
+	**3747**	Very Light Blue Violet	194	1
=	**353**	Peach	193	1
Z	**964**	Light Seagreen	191	1
A	**435**	Very Light Brown	182	1
V	**340**	Medium Blue Violet	165	1
T	**676**	Light Old Gold	127	1
N	**739**	Ultra Very Light Tan	115	1
S	**938**	Ultra Dark Coffee Brown	85	1
K	**3849**	Light Teal Green	35	1

Skeins are estimates, with the two extra rows: the thread a stitch takes on the front and back of 18 mesh canvas, plus 30 percent, rounded up for each color.

Thread colors are approximate screen matches to DMC numbers. Check against real thread before you buy.

For your own stitching, gifts and handmade pieces you sell. Do not resell or share this PDF or copies of it.

Coral bird asleep in a moon nest Needlepoint pattern

Columns 1 to 49, rows 1 to 90. Start at the red outline

This page is the dark part of the chart



Key

- **DMC 336** Navy Blue
- **DMC 939** Very Dark Navy Blue
- **DMC 745** Light Pale Yellow
- **DMC 3807** Cornflower Blue
- **DMC 433** Medium Brown
- **DMC 3823** Ultra Pale Yellow
- **DMC 437** Light Tan
- **DMC 351** Coral
- **DMC 3747** Very Light Blue Violet
- **DMC 353** Peach
- **DMC 964** Light Seagreen
- **DMC 435** Very Light Brown
- **DMC 340** Medium Blue Violet
- **DMC 676** Light Old Gold
- **DMC 739** Ultra Very Light Tan
- **DMC 938** Ultra Dark Coffee Brown
- **DMC 3849** Light Teal Green

Coral bird asleep in a moon nest

Needlepoint pattern

Columns 50 to 90, rows 1 to 90. Gray squares: charted already, do not stitch again

This page is the dark part of the chart



Key

- DMC 336 Navy Blue
- DMC 939 Very Dark Navy Blue
- DMC 745 Light Pale Yellow
- DMC 3807 Cornflower Blue
- DMC 433 Medium Brown
- DMC 3823 Ultra Pale Yellow
- DMC 437 Light Tan
- DMC 347 Very Dark Salmon
- DMC 351 Coral
- DMC 3747 Very Light Blue Violet
- DMC 353 Peach
- DMC 964 Light Seagreen
- DMC 435 Very Light Brown
- DMC 340 Medium Blue Violet
- DMC 739 Ultra Very Light Tan
- DMC 938 Ultra Dark Coffee Brown
- DMC 3849 Light Teal Green