Blowing dandelion at night

Needlepoint pattern | 140 x 140 stitches | 14 x 14 in (35.6 x 35.6 cm) on 10 mesh | 24 colors



How to stitch it



1. Each square is one tent stitch, up at 1, down at 2. Lines in continental, right to left, the canvas upside down for the next row; wide areas in basketweave.
2. Cut 18 in of thread. Start and end it without a knot left behind.
3. Mark the middle of the canvas. It is the outlined square on page 2, column 70, row 70 (DMC 32): start there. Count threads, not holes.
4. Go on from it: picture first, background last. Gray squares are on two pages: stitch them once.
5. Last, two more rows all round, each stitch in the color it lies beside: the seam hides them.

First time? How to needlepoint: flossfield.com/needlepoint/guides/how-to-start/
How to read a chart: flossfield.com/needlepoint/guides/how-to-read-a-chart/

What you need

Canvas: blank mono canvas, 10 mesh (10 threads to the inch), cut 18.5 in square (47 cm).

Needle: blunt tapestry, size 18. Also masking tape for the cut edges, and small scissors.

Thread: pearl cotton size 3, 24 colors, about 44 skeins in all (an estimate). Stitch with 2 lengths together.

Make it a pillow: backing fabric, an insert the size of the stitching or an inch larger, and cord or piping for the edge. How to finish a pillow.

Thread list, DMC

			stitches	skeins
●	**32**	Dark Blueberry	6,496	11
■	**336**	Navy Blue	2,495	4
▲	**823**	Dark Navy Blue	2,295	4
◆	**939**	Very Dark Navy Blue	1,454	3
▼	**500**	Very Dark Blue Green	999	2
★	**3750**	Very Dark Antique Blue	886	2
❖	**3810**	Dark Turquoise	644	1
X	**3808**	Ultra Very Dark Turquoise	641	1
H	**BLANC**	White	572	1
+	**333**	Very Dark Blue Violet	487	1
=	**311**	Medium Navy Blue	396	1
Z	**501**	Dark Blue Green	371	1
A	**744**	Pale Yellow	311	1
V	**3747**	Very Light Blue Violet	278	1
T	**3746**	Dark Blue Violet	275	1
N	**435**	Very Light Brown	263	1
S	**597**	Turquoise	220	1
K	**341**	Light Blue Violet	151	1
E	**155**	Medium Dark Blue Violet	148	1
C	**3820**	Dark Straw	100	1
P	**437**	Light Tan	42	1
U	**3823**	Ultra Pale Yellow	41	1
L	**801**	Dark Coffee Brown	19	1
2	**783**	Medium Topaz	16	1

Skeins are estimates, with the two extra rows: the thread a stitch takes on the front and back of 10 mesh canvas, plus 30 percent, rounded up for each color.

Thread colors are approximate screen matches to DMC numbers. Check against real thread before you buy.

For your own stitching, gifts and handmade pieces you sell. Do not resell or share this PDF or copies of it.

Blowing dandelion at night

Needlepoint pattern

Columns 1 to 70, rows 1 to 70. Start at the red outline

This page is the dark part of the chart



Key

- **DMC 32** Dark Blueberry
- **DMC 336** Navy Blue
- **DMC 823** Dark Navy Blue
- **DMC 939** Very Dark Navy Blue
- **DMC 3810** Dark Turquoise
- **DMC 3808** Ultra Very Dark Turquoise
- **DMC BLANC** White
- **DMC 744** Pale Yellow
- **DMC 3747** Very Light Blue Violet
- **DMC 3746** Dark Blue Violet
- **DMC 435** Very Light Brown
- **DMC 341** Light Blue Violet
- **DMC 155** Medium Dark Blue Violet
- **DMC 3820** Dark Straw
- **DMC 437** Light Tan
- **DMC 801** Dark Coffee Brown

Blowing dandelion at night

Needlepoint pattern

This page is the dark part of the chart

Columns 71 to 140, rows 1 to 70. Gray squares: charted already, do not stitch again



Key

- **DMC 32** Dark Blueberry
- **DMC 336** Navy Blue
- **DMC 823** Dark Navy Blue
- **DMC 939** Very Dark Navy Blue
- **DMC BLANC** White
- **DMC 744** Pale Yellow
- **DMC 3747** Very Light Blue Violet
- **DMC 435** Very Light Brown
- **DMC 341** Light Blue Violet
- **DMC 3820** Dark Straw
- **DMC 3823** Ultra Pale Yellow
- **DMC 783** Medium Topaz

Blowing dandelion at night

Needlepoint pattern

This page is the dark part of the chart

Columns 1 to 70, rows 71 to 140. Gray squares: charted already, do not stitch again



Key

- **DMC 32** Dark Blueberry
- **DMC 500** Very Dark Blue Green
- **DMC 3750** Very Dark Antique Blue
- **DMC 3810** Dark Turquoise
- **DMC 3808** Ultra Very Dark Turquoise
- **DMC BLANC** White
- **DMC 333** Very Dark Blue Violet
- **DMC 311** Medium Navy Blue
- **DMC 501** Dark Blue Green
- **DMC 744** Pale Yellow
- **DMC 3747** Very Light Blue Violet
- **DMC 3746** Dark Blue Violet
- **DMC 435** Very Light Brown
- **DMC 597** Turquoise
- **DMC 341** Light Blue Violet
- **DMC 155** Medium Dark Blue Violet

Blowing dandelion at night

Needlepoint pattern

Columns 71 to 140, rows 71 to 140. Gray squares: charted already, do not stitch again

This page is the dark part of the chart



Key

- **DMC 32** Dark Blueberry
- **DMC 500** Very Dark Blue Green
- **DMC 3750** Very Dark Antique Blue
- **DMC 3810** Dark Turquoise
- **DMC 3808** Ultra Very Dark Turquoise
- **DMC BLANC** White
- **DMC 333** Very Dark Blue Violet
- **DMC 311** Medium Navy Blue
- **DMC 501** Dark Blue Green
- **DMC 744** Pale Yellow
- **DMC 3747** Very Light Blue Violet
- **DMC 3746** Dark Blue Violet
- **DMC 435** Very Light Brown
- **DMC 597** Turquoise
- **DMC 341** Light Blue Violet
- **DMC 3820** Dark Straw