Horse Christmas stocking

Needlepoint pattern | 143 x 234 stitches | 11 x 18 in (27.9 x 45.7 cm) on 13 mesh | 24 colors



Thread key, DMC

			stitches	yards	skeins
●	**3753**	Ultra Very Light Antique Blue	3,797	36	6
■	**712**	Cream	3,739	36	6
▲	**310**	Black	2,467	24	4
◆	**3752**	Very Light Antique Blue	1,289	13	2
▼	**BLANC**	White	1,240	12	2
★	**939**	Very Dark Navy Blue	1,191	12	2
❖	**336**	Navy Blue	1,105	11	2
X	**3750**	Very Dark Antique Blue	895	9	2
O	**501**	Dark Blue Green	800	8	2
+	**797**	Royal Blue	753	8	2
=	**677**	Very Light Old Gold	705	7	2
Z	**3790**	Ultra Dark Beige Gray	703	7	2
A	**500**	Very Dark Blue Green	695	7	2
V	**931**	Medium Antique Blue	554	6	1
T	**312**	Very Dark Baby Blue	500	5	1
N	**3782**	Light Mocha Brown	481	5	1
S	**3021**	Very Dark Brown Gray	444	5	1
K	**322**	Dark Baby Blue	435	5	1
E	**3755**	Baby Blue	388	4	1
C	**498**	Dark Red	211	2	1
P	**780**	Ultra Very Dark Topaz	194	2	1
U	**321**	Red	172	2	1
L	**725**	Medium Light Topaz	111	2	1
2	**503**	Medium Blue Green	51	1	1

One chart square is one tent stitch over one canvas intersection.

Cut the canvas at least 15 x 22 in (38.1 x 55.9 cm) for 13 mesh: the design and 2 in (5.1 cm) of margin on every side.

22,920 stitches in all, inside the outline: the chart is 143 x 234 at its widest and tallest. Start from the center: a red arrow above the chart marks the center column, and one to the left of it the center row. The arrows are on the pages those lines cross.

The chart is on 4 pages, each cut to what is stitched: bare canvas has no page, and a join falls on plain ground where it can. Pages 2 and 3 are turned on their side, for a part that is wider than it is tall. Where chart pages join, gray squares repeat two rows or columns. The small picture at the top of each chart page shows which part it is.

Thread: six-strand floss, 7 or 8 strands in the needle on 13 mesh (counted at 8), about 47 skeins of 8.7 yd in all. Or pearl cotton size 3, 1 strand, about 29 skeins of 16.4 yd; or tapestry wool, 1 strand, about 38 skeins of 8.7 yd; or Persian wool, 2 strands, about 30 skeins of 8 yd. Wool is numbered differently: match it by eye. Needle: tapestry, size 20.

Yards and skeins are estimates: the thread a stitch takes on the front and back of 13 mesh canvas, plus 30 percent, rounded up for each color (about 229 yards in all, as the thread lies in the needle).

Thread colors are approximate screen matches to DMC numbers. Check against real thread before you buy.

Make it a stocking: also have backing and lining fabric, cord or piping, and a loop. Finishers ask for stockings months before Christmas, and most want two extra rows all round. Ask yours before the edge, and stitch a name first. "How to finish a stocking" is a guide linked from this pattern's page.

For your own stitching, gifts and handmade pieces you sell. Do not resell or share this PDF.

Horse Christmas stocking

Needlepoint pattern

This page is the dark part of the chart

Chart 1 of 4: columns 62 to 143, rows 1 to 71



Horse Christmas stocking

Needlepoint pattern

This page is the dark part of the chart

Chart 2 of 4: columns 61 to 143, rows 72 to 140; gray squares repeat rows 70 and 71

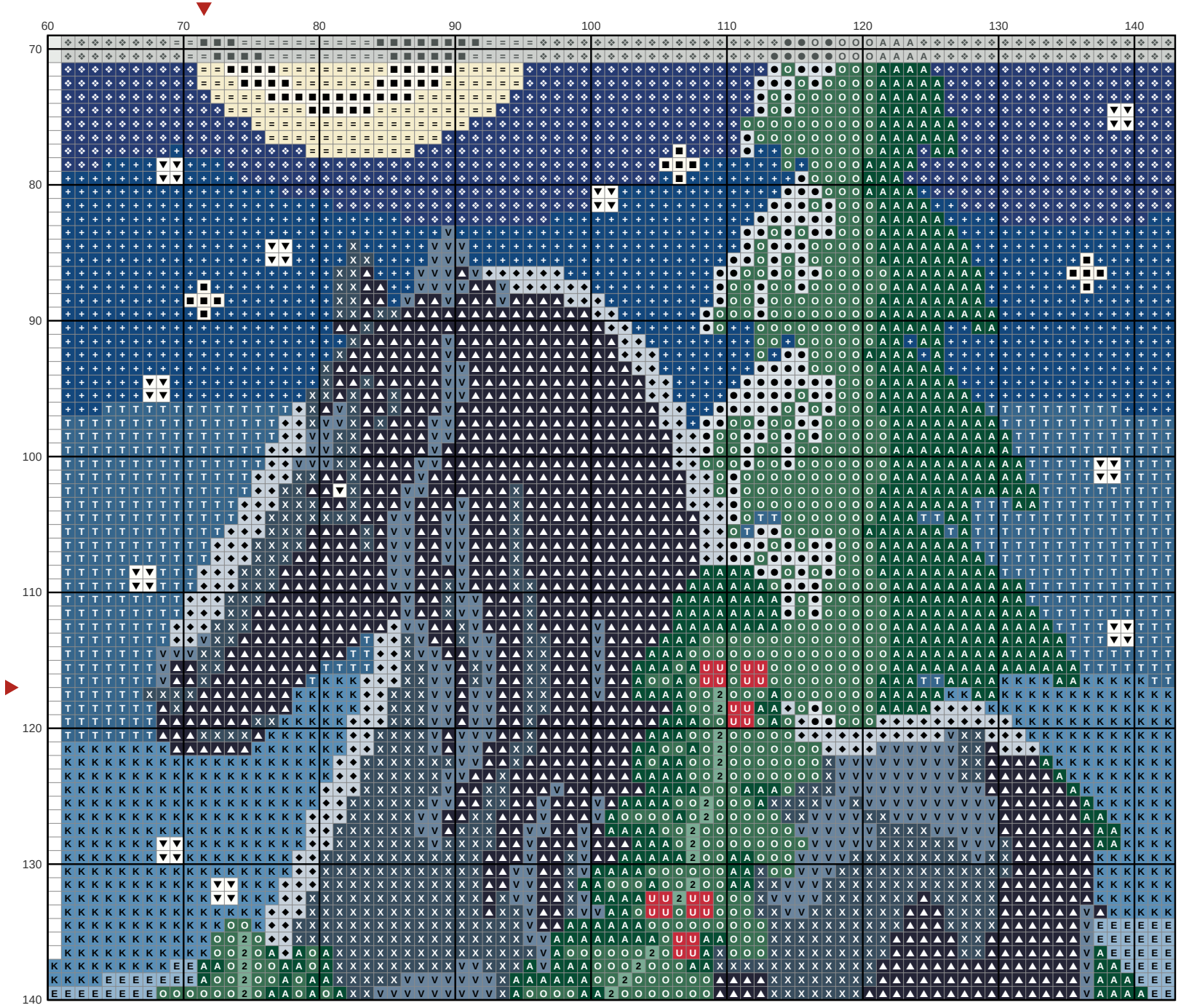

Horse Christmas stocking

Needlepoint pattern

Chart 3 of 4: columns 1 to 72, rows 141 to 234; gray squares repeat rows 139 and 140

This page is the dark part of the chart



Horse Christmas stocking

Needlepoint pattern

This page is the dark part of the chart

Chart 4 of 4: columns 73 to 143, rows 141 to 234; gray squares repeat columns 71 and 72 and rows 139 and 140

