Happy campers, tent under stars

Needlepoint pattern | 140 x 140 stitches | 14 x 14 in (35.6 x 35.6 cm) on 10 mesh | 24 colors



How to stitch it



1. Each square is one tent stitch, up at 1, down at 2. Lines in continental, right to left, the canvas upside down for the next row; wide areas in basketweave.
2. Cut 18 in of thread. Start and end it without a knot left behind.
3. Mark the middle of the canvas. It is the outlined square on page 2, column 70, row 70 (DMC 3853): start there. Count threads, not holes.
4. Go on from it: picture first, background last. Gray squares are on two pages: stitch them once.
5. Last, two more rows all round, each stitch in the color it lies beside: the seam hides them.

First time? How to needlepoint: flossfield.com/needlepoint/guides/how-to-start/
How to read a chart: flossfield.com/needlepoint/guides/how-to-read-a-chart/

What you need

Canvas: blank mono canvas, 10 mesh (10 threads to the inch), cut 18.5 in square (47 cm).

Needle: blunt tapestry, size 18. Also masking tape for the cut edges, and small scissors.

Thread: pearl cotton size 3, 24 colors, about 44 skeins in all (an estimate). Stitch with 2 lengths together.

Make it a pillow: backing fabric, an insert the size of the stitching or an inch larger, and cord or piping for the edge. How to finish a pillow.

Thread list, DMC

			stitches	skeins
●	336	Navy Blue	2,763	5
■	823	Dark Navy Blue	2,629	5
▲	939	Very Dark Navy Blue	2,602	5
◆	500	Very Dark Blue Green	1,999	4
▼	745	Light Pale Yellow	1,767	3
★	742	Light Tangerine	1,196	2
❖	3045	Dark Yellow Beige	749	2
X	975	Dark Golden Brown	731	2
H	3853	Dark Autumn Gold	644	1
+	3746	Dark Blue Violet	496	1
=	3750	Very Dark Antique Blue	478	1
Z	501	Dark Blue Green	435	1
A	936	Very Dark Avocado Green	430	1
V	830	Dark Golden Olive	403	1
T	976	Medium Golden Brown	375	1
N	743	Medium Yellow	343	1
S	347	Very Dark Salmon	312	1
K	333	Very Dark Blue Violet	304	1
E	433	Medium Brown	288	1
C	801	Dark Coffee Brown	165	1
P	3823	Ultra Pale Yellow	161	1
U	931	Medium Antique Blue	125	1
L	720	Dark Orange Spice	124	1
2	815	Medium Garnet	81	1

Skeins are estimates, with the two extra rows: the thread a stitch takes on the front and back of 10 mesh canvas, plus 30 percent, rounded up for each color.

Thread colors are approximate screen matches to DMC numbers. Check against real thread before you buy.

For your own stitching, gifts and handmade pieces you sell. Do not resell or share this PDF or copies of it.

Happy campers, tent under stars

Needlepoint pattern

Columns 1 to 74, rows 1 to 74. Start at the red outline

This page is the dark part of the chart



Key

- **DMC 336** Navy Blue
- **DMC 823** Dark Navy Blue
- **DMC 939** Very Dark Navy Blue
- **DMC 500** Very Dark Blue Green
- **DMC 745** Light Pale Yellow
- **DMC 742** Light Tangerine
- **DMC 3045** Dark Yellow Beige
- **DMC 975** Dark Golden Brown
- **DMC 3853** Dark Autumn Gold
- **DMC 3750** Very Dark Antique Blue
- **DMC 501** Dark Blue Green
- **DMC 976** Medium Golden Brown
- **DMC 801** Dark Coffee Brown
- **DMC 3823** Ultra Pale Yellow
- **DMC 931** Medium Antique Blue

Happy campers, tent under stars Needlepoint pattern

Columns 75 to 140, rows 1 to 74. Gray squares: charted already, do not stitch again

This page is the dark part of the chart



Key

- **DMC 336** Navy Blue
- **DMC 823** Dark Navy Blue
- **DMC 939** Very Dark Navy Blue
- **DMC 500** Very Dark Blue Green
- **DMC 745** Light Pale Yellow
- **DMC 742** Light Tangerine
- **DMC 3045** Dark Yellow Beige
- **DMC 975** Dark Golden Brown
- **DMC 3853** Dark Autumn Gold
- **DMC 501** Dark Blue Green
- **DMC 976** Medium Golden Brown
- **DMC 3823** Ultra Pale Yellow
- **DMC 931** Medium Antique Blue

Happy campers, tent under stars Needlepoint pattern

Columns 1 to 74, rows 75 to 140. Gray squares: charted already, do not stitch again

This page is the dark part of the chart



Key

- ● **DMC 336** Navy Blue
- ▲ **DMC 939** Very Dark Navy Blue
- ◆ **DMC 500** Very Dark Blue Green
- ▼ **DMC 745** Light Pale Yellow
- ★ **DMC 742** Light Tangerine
- ❖ **DMC 3045** Dark Yellow Beige
- X **DMC 975** Dark Golden Brown
- H **DMC 3853** Dark Autumn Gold
- \+ **DMC 3746** Dark Blue Violet
- = **DMC 3750** Very Dark Antique Blue
- Z **DMC 501** Dark Blue Green
- A **DMC 936** Very Dark Avocado Green
- V **DMC 830** Dark Golden Olive
- T **DMC 976** Medium Golden Brown
- N **DMC 743** Medium Yellow
- S **DMC 347** Very Dark Salmon
- K **DMC 333** Very Dark Blue Violet
- E **DMC 433** Medium Brown
- C **DMC 801** Dark Coffee Brown
- P **DMC 3823** Ultra Pale Yellow
- U **DMC 931** Medium Antique Blue
- L **DMC 720** Dark Orange Spice
- 2 **DMC 815** Medium Garnet

Happy campers, tent under stars Needlepoint pattern

Columns 75 to 140, rows 75 to 140. Gray squares: charted already, do not stitch again

This page is the dark part of the chart



Key

- **DMC 336** Navy Blue
- **DMC 939** Very Dark Navy Blue
- **DMC 500** Very Dark Blue Green
- **DMC 745** Light Pale Yellow
- **DMC 742** Light Tangerine
- **DMC 3045** Dark Yellow Beige
- **DMC 975** Dark Golden Brown
- **DMC 3853** Dark Autumn Gold
- **DMC 3746** Dark Blue Violet
- **DMC 3750** Very Dark Antique Blue
- **DMC 501** Dark Blue Green
- **DMC 936** Very Dark Avocado Green
- **DMC 830** Dark Golden Olive
- **DMC 976** Medium Golden Brown
- **DMC 743** Medium Yellow
- **DMC 347** Very Dark Salmon
- **DMC 333** Very Dark Blue Violet
- **DMC 433** Medium Brown
- **DMC 801** Dark Coffee Brown
- **DMC 3823** Ultra Pale Yellow
- **DMC 931** Medium Antique Blue
- **DMC 720** Dark Orange Spice