# Luna moth eye mask

Needlepoint pattern | 144 x 68 stitches | 8 x 3.8 in (20.3 x 9.6 cm) on 18 mesh | 14 colors



## How to stitch it




1. Each square is one tent stitch, up at 1, down at 2. Lines in continental, right to left, the canvas upside down for the next row; wide areas in basketweave.
2. Cut 18 in of thread. Start and end it without a knot left behind.
3. Mark the middle of the canvas. It is the outlined square on page 2, column 72, row 34 (DMC 738): start there. Count threads, not holes.
4. Go on from it: picture first, background last. Gray squares are on two pages: stitch them once. Empty squares stay bare.
5. When it is done, block it square.

First time? How to needlepoint: flossfield.com/needlepoint/guides/how-to-start/
How to read a chart: flossfield.com/needlepoint/guides/how-to-read-a-chart/

## What you need

**Canvas:** blank mono canvas, 18 mesh (18 threads to the inch), cut 12 in wide x 8 in high (30.5 x 20.3 cm).

**Needle:** blunt tapestry, size 22. Also masking tape for the cut edges, and small scissors.

**Thread:** six-strand floss, 14 colors, about 16 skeins in all (an estimate). Stitch with 4 strands (5 or 6 if canvas shows).

**When it is stitched:** a finisher, or your own way of making it up. Ask before you stitch the edge: some finishes take two extra rows all round in DMC 3834, the color at its edge. Ways to finish needlepoint.

## Thread list, DMC

| | | | stitches | skeins |
|---|---|---|---|---|
| ● | **939** | Very Dark Navy Blue | 1,434 | 2 |
| ■ | **3834** | Dark Grape | 1,368 | 2 |
| ▲ | **336** | Navy Blue | 1,034 | 1 |
| ◆ | **3813** | Light Blue Green | 762 | 1 |
| ▼ | **772** | Very Light Yellow Green | 718 | 1 |
| ★ | **3816** | Celadon Green | 682 | 1 |
| ❖ | **3817** | Light Celadon Green | 578 | 1 |
| X | **823** | Dark Navy Blue | 520 | 1 |
| H | **712** | Cream | 244 | 1 |
| + | **501** | Dark Blue Green | 232 | 1 |
| = | **3822** | Light Straw | 162 | 1 |
| Z | **783** | Medium Topaz | 116 | 1 |
| A | **738** | Very Light Tan | 112 | 1 |
| V | **792** | Dark Cornflower Blue | 76 | 1 |

Skeins are estimates: the thread a stitch takes on the front and back of 18 mesh canvas, plus 30 percent, rounded up for each color.
Thread colors are approximate screen matches to DMC numbers. Check against real thread before you buy.
For your own stitching, gifts and handmade pieces you sell. Do not resell or share this PDF or copies of it.

# Luna moth eye mask

Needlepoint pattern

Columns 1 to 72, rows 1 to 68. Start at the red outline

This page is the dark part of the chart

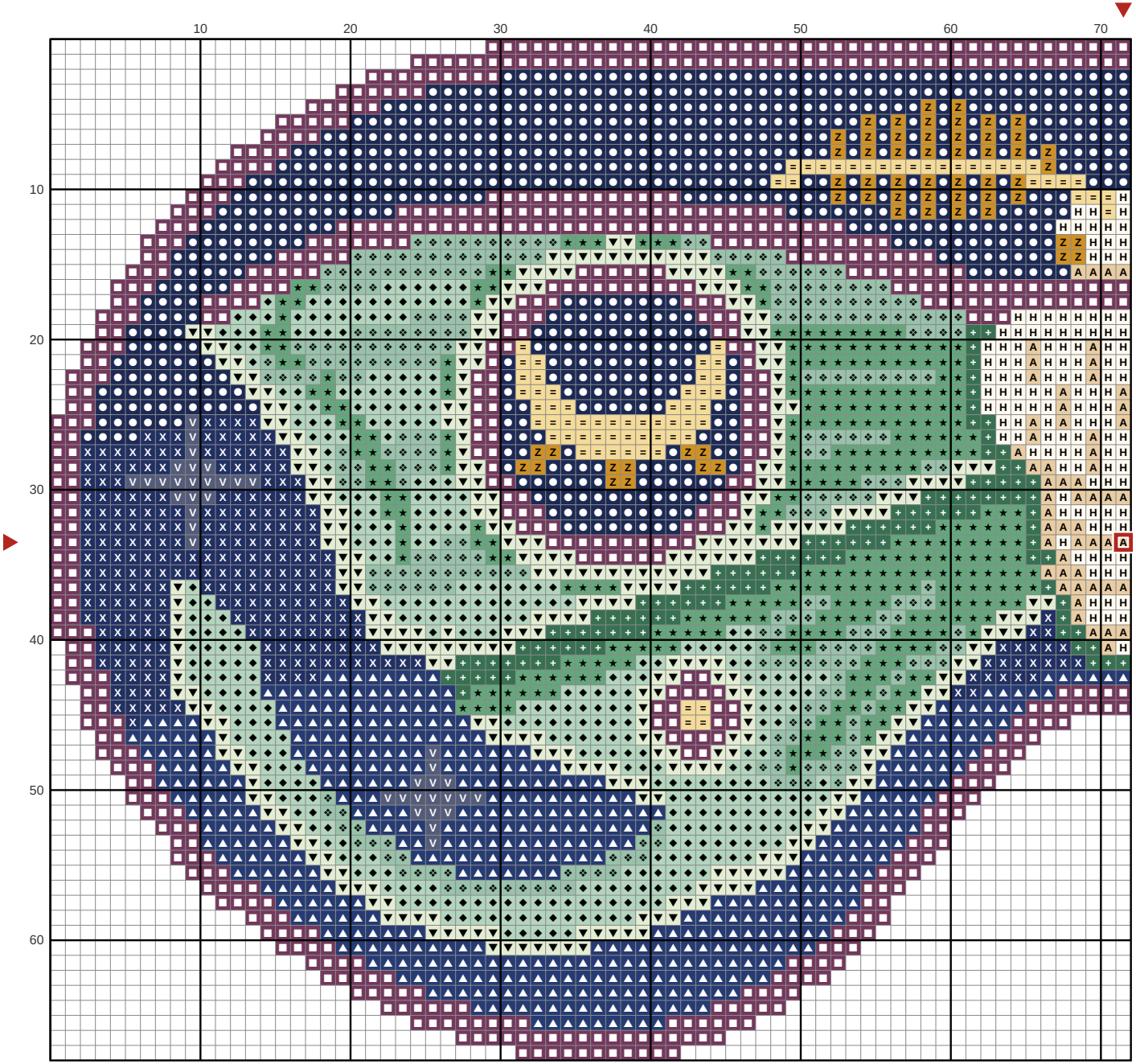


## Key

- DMC 939 Very Dark Navy Blue
- DMC 3834 Dark Grape
- DMC 336 Navy Blue
- DMC 3813 Light Blue Green
- DMC 772 Very Light Yellow Green
- DMC 3816 Celadon Green
- DMC 3817 Light Celadon Green
- DMC 823 Dark Navy Blue
- DMC 712 Cream
- DMC 501 Dark Blue Green
- DMC 3822 Light Straw
- DMC 783 Medium Topaz
- DMC 738 Very Light Tan
- DMC 792 Dark Cornflower Blue

# Luna moth eye mask

Needlepoint pattern

This page is the dark part of the chart



Columns 73 to 144, rows 1 to 68. Gray squares: charted already, do not stitch again

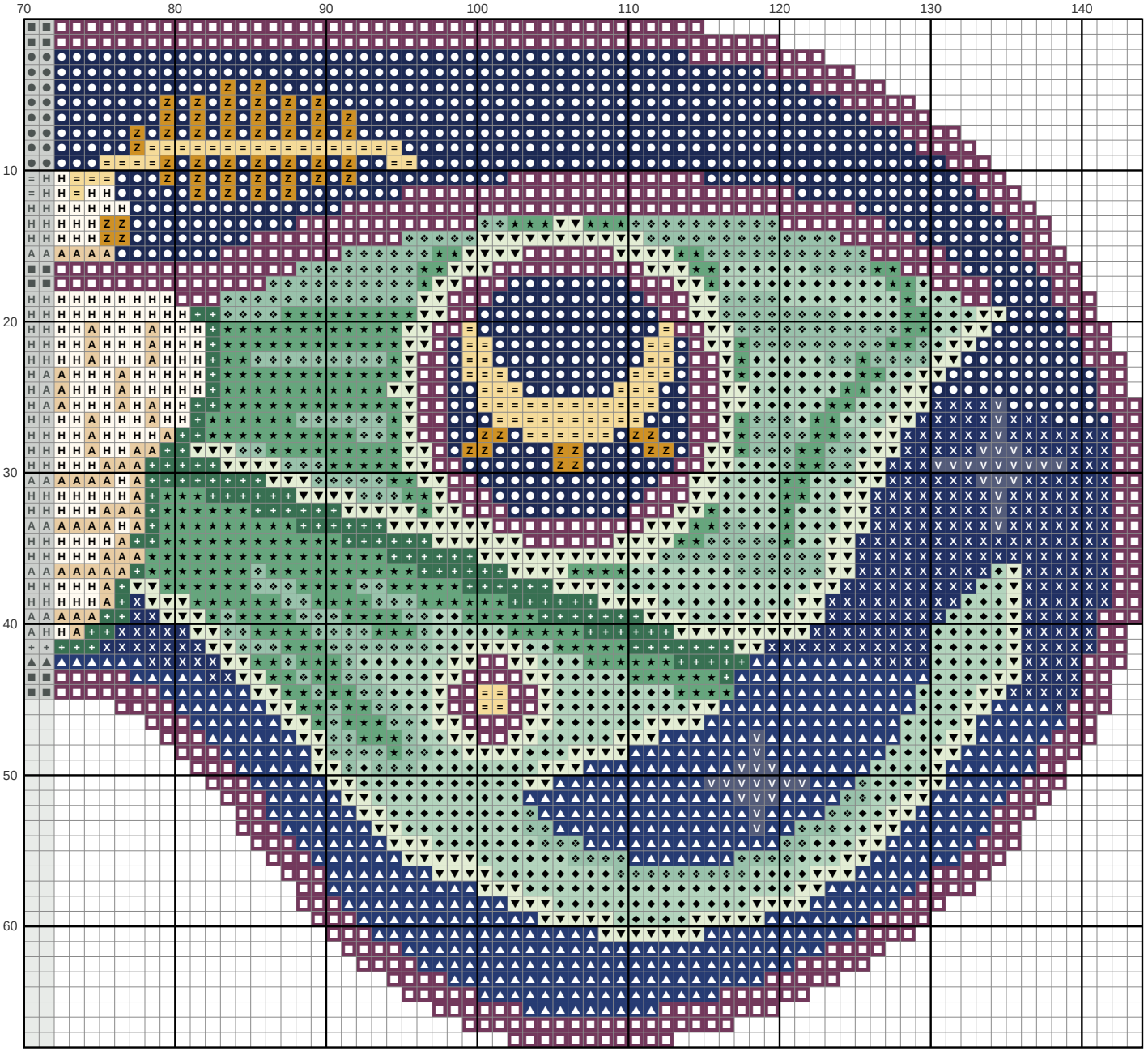


## Key

- DMC 939 Very Dark Navy Blue
- DMC 3834 Dark Grape
- DMC 336 Navy Blue
- DMC 3813 Light Blue Green
- DMC 772 Very Light Yellow Green
- DMC 3816 Celadon Green
- DMC 3817 Light Celadon Green
- DMC 823 Dark Navy Blue
- DMC 712 Cream
- DMC 501 Dark Blue Green
- DMC 3822 Light Straw
- DMC 783 Medium Topaz
- DMC 738 Very Light Tan
- DMC 792 Dark Cornflower Blue