Moon and hare baby blanket

Needlepoint pattern | 300 x 300 stitches | 30 x 30 in (76.2 x 76.2 cm) on 10 mesh | 20 colors



How to read the chart



1. Each square is one tent stitch, up at 1, down at 2: basketweave for the background, continental for lines.
2. Bind the edges. Cut 18 in of thread; start and end it without a knot left behind.
3. Mark the middle of the canvas. It is the outlined square on page 7 (DMC 31): start there. Count threads, not holes.
4. Picture first, then border, background last. Gray squares are on two pages: stitch them once.
5. A heavier line stands every ten squares: count by them.
6. When it is done, block it square.

flossfield.com/needlepoint/guides/how-to-read-a-chart/

You will need

Canvas: blank mono canvas, 10 mesh (10 threads to the inch), cut 34 x 34 in (86.4 x 86.4 cm).

Needle: tapestry, size 16 or 18. Also masking tape for the cut edges, and small scissors.

Thread: pearl cotton size 3, 2 strands in the needle, about 146 skeins in all (an estimate).

When it is stitched: a finisher, or your own way of making it up. Ask before you stitch the edge: some finishes take two extra rows all round in DMC 939, the color at its edge. Ways to finish needlepoint.

Thread list, DMC

			stitches	skeins
●	939	Very Dark Navy Blue	25,669	39
■	336	Navy Blue	11,915	18
▲	31	Blueberry	8,648	13
◆	322	Dark Baby Blue	6,057	10
▼	32	Dark Blueberry	5,696	9
★	3822	Light Straw	5,656	9
❖	3820	Dark Straw	3,547	6
X	437	Light Tan	3,360	6
O	3841	Pale Baby Blue	3,064	5
+	677	Very Light Old Gold	3,036	5
=	436	Tan	2,806	5
Z	435	Very Light Brown	2,005	4
A	746	Off White	1,703	3
V	813	Light Blue	1,550	3
T	312	Very Dark Baby Blue	1,420	3
N	801	Dark Coffee Brown	1,246	2
S	434	Light Brown	1,072	2
K	783	Medium Topaz	676	2
E	739	Ultra Very Light Tan	572	1
C	3371	Black Brown	302	1

Skeins are estimates: the thread a stitch takes on the front and back of 10 mesh canvas, plus 30 percent, rounded up for each color.
Thread colors are approximate screen matches to DMC numbers. Check against real thread before you buy.
For your own stitching, gifts and handmade pieces you sell. Do not resell or share this PDF or copies of it.

Moon and hare baby blanket

Needlepoint pattern

Chart 1 of 12: columns 1 to 75, rows 1 to 100

This page is the dark part of the chart



Moon and hare baby blanket

Needlepoint pattern

This page is the dark part of the chart

Chart 2 of 12: columns 76 to 150, rows 1 to 100. Gray squares repeat columns 74 and 75: do not stitch them twice



Moon and hare baby blanket

Needlepoint pattern

This page is the dark part of the chart



Chart 3 of 12: columns 151 to 225, rows 1 to 100. Gray squares repeat columns 149 and 150: do not stitch them twice



Moon and hare baby blanket

Needlepoint pattern

This page is the dark part of the chart

Chart 4 of 12: columns 226 to 300, rows 1 to 100. Gray squares repeat columns 224 and 225: do not stitch them twice



Moon and hare baby blanket

Needlepoint pattern

This page is the dark part of the chart

Chart 5 of 12: columns 1 to 75, rows 101 to 200. Gray squares repeat rows 99 and 100: do not stitch them twice



Moon and hare baby blanket

Needlepoint pattern

This page is the dark part of the chart



Chart 6 of 12: columns 76 to 150, rows 101 to 200. Start at the red outline. Gray squares repeat columns 74 and 75 and rows 99 and 100: do not stitc



Moon and hare baby blanket

Needlepoint pattern

This page is the dark part of the chart

Chart 7 of 12: columns 151 to 225, rows 101 to 200. Gray squares repeat columns 149 and 150 and rows 99 and 100: do not stitch them twice



Moon and hare baby blanket

Needlepoint pattern

This page is the dark part of the chart

Chart 8 of 12: columns 226 to 300, rows 101 to 200. Gray squares repeat columns 224 and 225 and rows 99 and 100: do not stitch them twice



Moon and hare baby blanket

Needlepoint pattern

This page is the dark part of the chart



Chart 9 of 12: columns 1 to 75, rows 201 to 300. Gray squares repeat rows 199 and 200: do not stitch them twice



Moon and hare baby blanket

Needlepoint pattern

This page is the dark part of the chart

Chart 10 of 12: columns 76 to 150, rows 201 to 300. Gray squares repeat columns 74 and 75 and rows 199 and 200: do not stitch them twice



Moon and hare baby blanket

Needlepoint pattern

This page is the dark part of the chart

Chart 11 of 12: columns 151 to 225, rows 201 to 300. Gray squares repeat columns 149 and 150 and rows 199 and 200: do not stitch them twice



Moon and hare baby blanket Needlepoint pattern

This page is the dark part of the chart

Chart 12 of 12: columns 226 to 300, rows 201 to 300. Gray squares repeat columns 224 and 225 and rows 199 and 200: do not stitch them twice

